



August 2023

QIAsymphony® DSP Virus/Pathogen Kit

Instructions for Use (Labware List)

Sample and eluate tubes/racks that can be used with QIAsymphony DSP Virus/Pathogen Mini and Midi Kits and the QIAsymphony SP (software version 5.0; labware package SOW-516-9 or higher)

Version 2

IVD

For In Vitro Diagnostic Use

For use with QIAsymphony DSP Virus/Pathogen Mini and Midi Kits



REF

937036, 937055



QIAGEN GmbH, QIAGEN Strasse 1, 40724 Hilden, Germany

R1

Labware List available electronically and can be found under the resource tab of the product page on www.qiagen.com.

General information

The QIASymphony DSP Virus/Pathogen Kit is intended for in vitro diagnostic use.

Important: Before using this Labware List, confirm that it is consistent with the labware package installed on your QIASymphony system.

Legend

- Recommended: These tubes are for use in combination with this protocol.
- User-defined: User is responsible for defining and/or validating as the user deems appropriate.
- Not recommended: These tubes are not for use in combination with this protocol.

- x/■ Minimum sample volume (µL) required per sample per protocol (denoted by x)/clot detection possible.
- x/□ Minimum sample volume (µL) required per sample per protocol (denoted by x)/clot detection not possible.

Note: Be aware that other tubes are available that can be used in combination with other QIASymphony Kits, but are not recommended for any protocols that can be used with this kit.

“Sample” drawer, tube carrier

Note: Ensure that you remove swabs before using tubes on the QIASymphony SP.

Supplier	Material	Example cat. no.	Name on the touchscreen	Insert	Cellfree protocols			Complex protocols ^{††}					
					Cellfree 200	Cellfree 500	Cellfree 1000	Complex 200	Complex 400	Complex 800	Complex 200_OBL	Complex 400_OBL	Complex 800_OBL
BD TM ^{§§}	14 mL Falcon® polystyrene round-bottom tube 17 x 100 mm	352051	BD#352051 FalconPP 17x100	No insert needed	600/■	850/■	1350/■	600/□	800/□	1200/□			
BD	10 mL Vacutainer® whole blood 16 x100 mm, K2-EDTA	367525	BD#367525 VacutainerPP 16x100	No insert needed	■ [†]	■ [†]	■ [†]						

Table continued on next page

“Sample” drawer, tube carrier (continued)

Supplier	Material	Example cat. no.	Name on the touchscreen	Insert	Cellfree protocols			Complex protocols ^{††}						
					Cellfree 200	Cellfree 500	Cellfree 1000	Complex 200	Complex 400	Complex 800	Complex 200_OBL	Complex 400_OBL	Complex 800_OBL	
BD	4 mL BD Vacutainer whole blood, K2-EDTA tube 13 x 75 mm*	367839	BD#367839 VacutainerK2 13x75	Insert 01/1A/02	☐ [†]									
BD	6 mL BD Vacutainer whole blood, K2-EDTA tube 13 x 100 mm*	367864	BD#367864 VacutainerK2 13x100	Insert 01/1A/02	☐ [†]	☐ [†]	☐ [†]							
BD	BD Vacutainer PPT™ Plasma Preparation Tube for Molecular Diagnostic Test Methods [†]	362788	BD#362788 PPT 13x100	Insert 01/1A/02	3500/☐ [†]	3900/☐ [†]	4400/☐ [†]							
Copan®	Copan UTM Tube 10 mL with 3 mL of UTM-RT medium 16 x 100 mm [†]	330c	COP#330c UTM 16x100	No insert needed				☐	☐	☐				
Copan	Copan ESwab Tube	480CE	COP#480CE E-SwabTube	Insert 01/1A				☐	☐					
Copan	Copan UTM Tube with 1 mL UTM Medium (with beads), 1 Regular FLOCKED Swab, Molded Breakpoint 12 x 80 mm*	359C	COP#359C UTM 12x80	Insert 01/1A				☐	☐					
Copan	Copan eNAT™ Tube ^{††}	606C	COP#606C eNAT Tube	Insert 01/1A				450/☐	800/☐	1050/☐				
DNA Genotek	Oragene® DNA Self Collection Kit	OGR-500	DGT#OGR-500 Oragene DNA	No insert needed				☐	☐	☐				

Table continued on next page

“Sample” drawer, tube carrier (continued)

Supplier	Material	Example cat. no.	Name on the touchscreen	Insert	Cellfree protocols			Complex protocols ^{††}						
					Cellfree 200	Cellfree 500	Cellfree 1000	Complex 200	Complex 400	Complex 800	Complex 200_OBL	Complex 400_OBL	Complex 800_OBL	
Greiner Bio-One®	9 mL Vacuette® K3EDTA, 16 x 100 mm	455036	GR#455036 VacuettePP 16x100	No insert needed	■ [†]	■ [†]	■ [†]							
Greiner Bio-One	6 mL Vacuette K2-EDTA, 13 x 100 mm	456043	GR#456043 VacuetteK2 13x100	Insert 01/1A/02	□ [†]	□ [†]	□ [†]							
Novolab	Novolab glass tubes 16 x 100 mm	CHA0002	NL#CHA0002 GlassTube 16x100	No insert needed	700/■	1000/■	1500/■	700/□	900/□	1300/□				
Nunc®	3.6 mL Nunc Cryo Tube 12.5 x 72 mm	379189	NU#379189 3.6Cryo 12.5x72	Insert 1A/02	□	□	□	□	□	□				
Nunc	4.5 mL Nunc Cryo Tube 12.5 x 92 mm	363452	NU#363452 4.5mlCryo 12.5x92	Insert 1A/02	□	□	□	□	□	□			1040/□ [†]	1855/□ [†]
Roche®	Roche STM (Specimen Transport Medium) Tube 13 x 83 mm	20753920122	RO#20753920122 STM 13x83	Insert 01/1A				□	□					
Sarstedt®	4 mL S-Monovette® K2-EDTA, 15 x 75 mm	3.1068.001	SAR#31068001 Monov 15x75	No insert needed	■ [†]									
Sarstedt	7.5 mL S-Monovette Lithium-Heparin, 15 x 92 mm	1.1608.001	SAR#11608001 Monov 15x92	No insert needed	■ [†]	■ [†]	■ [†]							

Table continued on next page

“Sample” drawer, tube carrier (continued)

Supplier	Material	Example cat. no.	Name on the touchscreen	Insert	Cellfree protocols			Complex protocols††						
					Cellfree 200	Cellfree 500	Cellfree 1000	Complex 200	Complex 400	Complex 800	Complex 200_OBL	Complex 400_OBL	Complex 800_OBL	
Sarstedt	9 mL S-Monovette K2-EDTA, 16 x 92 mm	2.1066.001	SAR#21066001 Monov16x92	No insert needed	■†	■†	■†	■						
Sarstedt	4.9 mL S-Monovette K2-EDTA, 13 x 90 mm	4.1931.001	SAR#41931001 MonovK2 13x90	Insert 01/1A	□†									
Sarstedt	2 mL Micro tube, PP, NON-SKIRTED	72.693	SAR#72.693 T2.0 Screw	Insert 03/3B	300/□	600/□	1200/□	300/□	500/□	950/□**	630/□†	1040/□†	■	
Sarstedt	7 mL Sarstedt reagent and centrifuge tube round bottom 13 x 82 mm	60.550.100	SAR#60550100 13x82 Round	Insert 01/1A	□	□	□	□	□	□				
Sarstedt	Reagent and centrifuge tube 16.8 x 82 mm	55.524	SAR#55524 Tube 16.8x82	No insert needed	■	■	■	□	□	□			□†	□†
Sarstedt	Reagent and centrifuge tube 16.8 x 67 mm	55.533	SAR#55533 Tube 16.8x67	No insert needed	■	■	■	□	□	□			□†	□†
Sarstedt	10 mL Urine Monovette 102 x 15 mm	10.252	SAR#10.252 UrineMonov 15x102	No insert needed	■			□	□	□	■			
Sarstedt	2 mL Micro tube, PP, skirted	72.694	SAR#72.694 T2.0 ScrewSkirt	Insert 3B	300/□†	600/□	1200/□	300/□	500/□	950/□**	630/□	1040/□†	■	
Sarstedt	1.5 mL Micro tube, PP, non-skirted	72.607	SAR#72.607 T1.5 Screw	Insert 3B	□	□	□	□	□	□	■			
Sarstedt	10 mL Sarstedt polypropylene tube, round bottom	62.551.201	SAR#62.551.201 T10.0 ScrewSkirt	No insert needed	■	■	■	□	□	□	■			

Table continued on next page

“Sample” drawer, tube carrier (continued)

Supplier	Material	Example cat. no.	Name on the touchscreen	Insert	Cellfree protocols			Complex protocols ^{††}					
					Cellfree 200	Cellfree 500	Cellfree 1000	Complex 200	Complex 400	Complex 800	Complex 200_OBL	Complex 400_OBL	Complex 800_OBL
Sarstedt	3.5 mL Sarstedt tube 66 x 11.5 mm	60.549.001	SAR#60.549.001 T3.5 ScrewSkirt	Insert 02/2A	☐	☐	☐	☐	☐	☐			
Sarstedt	10 mL Sarstedt Reagent and centrifuge tube	60.9921.829	SAR#60.9921.829 T10.0 ScrewSkirt V	No insert needed	■	■	■	☐	☐	☐			
Starlab [®]	1.5 mL Plain Skirted Tube, Natural Standard Screw Cap	E1415-2241	SL#E1415-2241 T1.5 ScrewSkirt	Insert 3B	☐	☐	☐	☐	☐	☐			
Terumo [®]	9 mL Venosafe [®] tube K2-EDTA, 16 x 100 mm	VF-109SDK	TER#VF-109SDK Venosafe 16x100	No insert needed	■ [†]	■ [†]	■ [†]						
Terumo	5.5 mL Venosafe tube K2-EDTA, 13 x 100 mm	VF-076SDK	TER#VF-076SDK VenosafeK2 13x100	Insert 1A/02/2A	☐ [†]								

* This tube type may fit loosely in tube insert(s) 01 or 02, which can result in movement of the tubes during sample input. We recommend using the tube insert 1A or 2A.

[†] This tube must be filled with the nominal volume for blood (5 mL), as recommended by the manufacturer. Centrifugation must be carried out in a swing-rotor, according to the manufacturer's instructions. In some cases, the liquid level above the layer of gel may not be sufficient for sample transfer. Make sure that the plasma volume above the level is sufficient. Otherwise transfer the plasma manually to a secondary tube which can then be placed onto the QIASymphony SP.

[‡] These tubes have a screw thread at the top edge. Screw threads of adjacent tubes may clash, leading to incorrect positioning.

[§] If using CSF as sample material, 350 µL input volume is needed.

[¶] For the OBL (off-board lysis) protocols, the required volume is defined by the lysate volume generated during manual lysis.

** If using alcohol containing transport media as sample material, 1050 µL sample volume is required.

^{††} For Complex protocols, to aspirate 4 samples at the same time, ensure that identical tube inserts are loaded in groups of 4 (e.g., positions 1–4 should be loaded with identical inserts, positions 5–8 should be loaded with identical inserts, and so on) and only compatible tubes are used for each group of 4. If incompatible tubes are used in a group of 4, the run cannot be started. For tubes requiring “no insert needed”, inserts 01, 02, and 3A, all listed tubes are compatible with each insert. When using insert 1A, the following tube combinations are compatible: combination (1) SAR#60550100 13 x 82 Round with COP#480CE E-SwabTube and RO#20753920122 STM 13 x 83; combination (2) NU#379189 3.6 Cryo 12.5 x 72 with NU#363452 4.5 Cryo 12.5 x 92. COP#359C UTM 12 x 8 is not compatible with any other tube. In order to create groups of 4 compatible tubes, if necessary, transfer samples from primary tubes into secondary tubes. If bar codes are used, transfer the bar code labels onto the secondary tubes, scan the bar codes from the primary tubes, or manually type in the bar coded information after loading the sample. If the total number of samples is not a multiple of 4, the final positions of the tube carrier can remain empty (e.g., if positions 1 to 9 contain samples and positions 10 to 24 are empty, it is not necessary to fill positions 10, 11, and 12).

^{††} Copan eNAT Tube (Copan cat. no. 606C) might not be available in all countries, contact the supplier to check availability in your country.

^{§§} BD was the previous supplier of this tube and Corning[®] Inc. is now the new supplier.

“Sample” drawer, tube carrier, FIX labware

To minimize dead volumes, secondary tubes can be used without liquid-level detection. FIX labware has been designed for this purpose and does not support liquid-level detection or clot detection. FIX sample tubes impose aspiration restrictions; sample is aspirated at a defined height in the tube. This height is defined by the volume of sample to be transferred. Therefore, it is essential to make sure that the volume listed in the table or protocol sheet is used.

Note: Because insufficient sample volume would not be detected by the system, the system could aspirate air instead of liquid and no or not sufficient sample could be transferred.

Note: It is possible to process tubes for use with and without liquid-level detection within the same batch/run.

Supplier	Material	Example cat. no.	Name on the touchscreen	Insert	Cellfree protocols			Complex protocols*						
					Cellfree 200	Cellfree 500	Cellfree 1000	Complex 200	Complex 400	Complex 800	Complex 200_OBL	Complex 400_OBL	Complex 800_OBL	
Sarstedt	2 mL Micro tube, PP, NON-SKIRTED	72.693	SAR_FIX_#72.693 T2.0 Screw	Insert 03/3B	220/µL			220/µL	420/µL	820/µL				
Sarstedt	2 mL Micro tube, PP, SKIRTED	72.694	SAR_FIX_#72.694 T2.0 ScrewSkirt	Insert 3B	220/µL			220/µL	420/µL	820/µL				

* To aspirate 4 samples at the same time, ensure that identical tube inserts are loaded in groups of 4 (e.g., positions 1–4 should be loaded with identical inserts, positions 5–8 should be loaded with identical inserts, and so on) and only compatible tubes are used for each group of 4 inserts. In order to create groups of 4 compatible tubes, if necessary, transfer samples from primary tubes into secondary tubes. If bar codes are used, transfer the bar code labels onto the secondary tubes, scan the bar codes from the primary tubes, or manually type in the bar coded information after loading the sample. If the total number of samples is not a multiple of 4, the final positions of the tube carrier can remain empty (e.g., if positions 1 to 9 contain samples and positions 10 to 24 are empty, it is not necessary to fill positions 10, 11, and 12).

“Sample” drawer, tube carrier (internal control–carrier RNA–Buffer ATE mixture)

Note: Preparation of the internal control–carrier RNA–Buffer ATE mixture is described in the corresponding protocol sheet.

Note: The tube carrier containing the internal control–carrier RNA–Buffer ATE mixture(s) must be placed in slot A of the “Sample” drawer.

Note: Only protocols that allow the use of internal control are included in this table.

Supplier	Material	Example cat. no.	Name on the touchscreen	Insert	Cellfree protocols			Complex protocols	
					Cellfree 200	Cellfree 500	Cellfree 1000	Complex 200	Complex 400
BD*	14 mL Falcon polystyrene round-bottom tube 17 x 100 mm	352051	BD#352051 FalconPP 17x100	No insert needed					
Sarstedt	2 mL Micro tube, PP, non-skirted	72.693	SAR#72.693 T2.O Screw	Insert 03/3B					
Sarstedt	2 mL Micro tube, PP, skirted	72.694	SAR#72.694 T2.O ScrewSkirt	Insert 3B					

* BD was the previous supplier of this tube and Corning Inc. is now the new supplier.

“Eluate” drawer

Supplier	Material	Example cat. no.	Category	Name on the touchscreen	Adapter on Elution slots	Cellfree protocols			Complex protocols						
						Cellfree 200	Cellfree 500	Cellfree 1000	Complex 200	Complex 400	Complex 800	Complex 200_OBL	Complex 400_OBL	Complex 800_OBL	
QIAGEN®	Elution Microtubes CL 96†	19588	Deep Well	QIA#19588 *EMTR	Elution Microtube Rack QS (cooling slot 1)										
				QIA#19588 EMTR	No adapter needed (non-cooling slots 2–3)										
Sarstedt	2 mL Micro tube, PP, non-skirted	72693	Tube 2.0 mL/ Tube_2.0 mL AdapterV1 (no BC)	SAR#72.693 **T2.0 Screw	Micro Tube Screw Cap QS (cooling slot 1)										
				SAR#72.693 *T2.0 Screw	Micro Tube Screw Cap QS (cooling slot 1)										
				SAR#72.693 T2.0 Screw	24-Tube 1.5/2.0 mL QS (non-cooling slots 2–4)										
Sarstedt	2 mL Micro tube, PP, skirted	72694	Tube 2.0 mL/ Tube_2.0 mL AdapterV1 (no BC)	SAR#72.694 **T2.0 ScrewSkirt	Micro Tube Screw Cap QS (cooling slot 1)										
				SAR#72.694 *T2.0 ScrewSkirt	Micro Tube Screw Cap QS (cooling slot 1)										
				SAR#72.694 T2.0 ScrewSkirt	24-Tube 1.5/2.0 mL QS (non-cooling slots 2–4)										





* Indicates labware that can be cooled using a cooling adapter with bar code (transferable and usable on QIA Symphony AS).

** Indicates labware that can be cooled using a cooling adapter without bar code (non-transferable and not usable on QIA Symphony AS).

† Do not use 96-well plates on “Elution slot 4” because the robotic arm cannot access all positions.

Symbols

The following symbols appear in this document. For a full list of symbols used in the instructions for use or on the packaging and labeling, please refer to the handbook.

Symbol	Symbol definition
	This product fulfills the requirements of the European Regulation 2017/746 for in vitro diagnostic medical devices.
	In vitro diagnostic medical device
	Catalog number
Rn	R is for revision of the Instructions for Use and n is the revision number
	Manufacturer

For ordering information, visit www.qiagen.com/goto/QIASymphony.

Revision history

Revision	Description
R2, August 2023	Version 2, Revision 2 Release for labware package 516-9. No change to recommendations.
R1, June 2022	Version 2, Revision 1 <ul style="list-style-type: none">• Update to version 2 for compliance to IVDR• Section "Sample" drawer, tube carrier: Note added for residual risk for use of FIX tubes• Adjustment of sample volume for Cellfree 500 protocol with 14 mL Falcon polystyrene round-bottom tube, 17 x 100 m

For up-to-date licensing information and product-specific disclaimers, see the respective QIAGEN kit handbook or user manual. QIAGEN kit handbooks and user manuals are available at www.qiagen.com or can be requested from QIAGEN Technical Services or your local distributor.

Trademarks: QIAGEN®, Sample to Insight®, QIASymphony® (QIAGEN Group); BD™, PPT™, Vacutainer® (Becton, Dickinson and Company); Corning®, Falcon® (Corning, Inc.); Bio-One®, Vacuette® (Greiner Bio-One GmbH); Copan®, eNAT™ (Copan Italia S.P.A.); Nunc® (Thermo Fisher Scientific or its subsidiaries); Oragene® (DNA Genotek Inc., a subsidiary of OraSure Technologies, Inc.); Roche® (Roche Group); Sarstedt®, S-Monovette® (Sarstedt AG and Co.); Starlab® (Starlab Group); Terumo®, Venosafe® (Terumo Europe N.V.). Registered names, trademarks, etc. used in this document, even when not specifically marked as such, are not to be considered unprotected by law.

08/2023 HB-3028401-002 © 2023 QIAGEN, all rights reserved.

