


Pathway Map Reference Guide

Focus on Your Pathway



The most popular cell signaling pathways



Sample & Assay Technologies

Table of contents

AKT Signaling	4	Molecular Mechanisms of Cancer	24
cAMP Signaling	5	NFκB Family	25
Cellular Apoptosis	6	Notch Signaling	26
Chemokine Signaling	7	p38 Signaling	27
Cyclins and Cell Cycle Regulation	8	p53 Signaling	28
Cytokine Network	9	PI3K Signaling	29
DNA Repair Mechanisms	10	PPAR	30
EGF	11	Ras	31
Epithelial Tight Junctions	12	Rho Family GTPases	32
ErbB Family	13	SMAD Signaling Network	33
ERK Signaling	14	TCR Signaling	34
Estrogen	15	TGFβ	35
Glucocorticoid Receptor Signaling	16	TNF Superfamily	36
GPCR	17	Toll-like Receptors	37
HIF1α	18	Transcriptional Network in	
IL-6	19	Embryonic Stem Cells	38
Insulin Receptor	20	Ubiquitin-Proteasome–	
JAK/STAT	21	dependent Proteolysis	39
LDL Oxidation in Atherogenesis	22	VEGF	40
MAP Kinase Signaling	23	Wnt Signaling	41
		Product listing	42

For up-to-date licensing information and product-specific disclaimers, see the respective QIAGEN kit handbook or user manual. QIAGEN kit handbooks and user manuals are available at www.qiagen.com or can be requested from QIAGEN Technical Services or your local distributor.

Trademarks: QIAGEN®, EpiTect® (QIAGEN Group); PowerPoint® (Microsoft Corporation).

Registered names, trademarks, etc. used in this document, even when not specifically marked as such, are not be considered unprotected by law.

The products featured in the guide are intended for molecular biology applications. These products are not intended for the diagnosis, prevention, or treatment of a disease.

© 2011 QIAGEN, all rights reserved

The Pathway Map Reference Guide

This guide illustrates important signaling pathways with their related RT² Profiler PCR Arrays and Cignal Reporter Assay Kits. To view the entire list of 500 pathway maps, editable PowerPoint® slides, and related QIAGEN products, visit:

www.qiagen.com/pathway-central

Disclaimer: We acknowledge Protein Lounge, Inc. as the source of the Pathway Maps. Any questions or comments regarding the validity or accuracy of the pathway maps should be directed to Protein Lounge, Inc. directly.

Product information

RT² Profiler PCR Arrays

RT² Profiler PCR Arrays enable the analysis of key genes for a biological pathway or disease state using real-time PCR in 2 hours. RT² Profiler PCR Arrays are available for all real-time PCR instruments. Associated pathway PCR arrays related to the top 50 pathways are provided in this guide. An example of a complete PCR array identifier catalog number is shown below:

P**XX**-**###****Y**-**#**

XX = species **###** = unique pathway identifier **Y** = plate format **#** = pack size

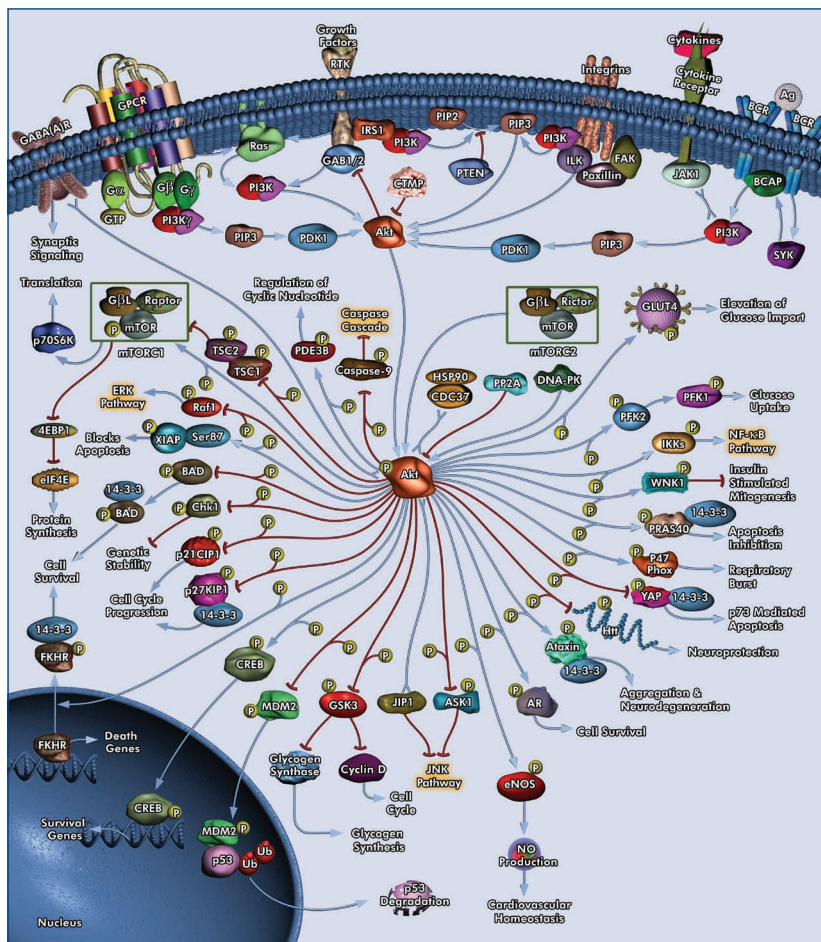
To view the entire list of available RT² Profiler PCR Arrays, visit:

www.qiagen.com/array-list

Cignal Reporter Assay Kits

Cignal Reporter Assay Kits provide a rapid, sensitive, and quantitative assessment of over 45 signal transduction pathways by measuring the activities of downstream transcription factors. GFP and luciferase reporter systems are available. For a complete list of Cignal Reporter Assay Kits, visit:

www.qiagen.com/reporter-assays



► Related products

RT² Profiler PCR Arrays

[PI3K-Akt Signaling Pathway](#)

[PAHS-058](#)

[mTOR Signaling](#)

[PAHS-098](#)

[Oncogenes & Tumor Suppressor Genes](#)

[PAHS-502](#)

[MAP Kinase Signaling Pathway](#)

[PAHS-61](#)

Signal Reporter Assay Kits

[PI3K/Akt](#)

[CCS-1022L](#)

[MAPK/ERK](#)

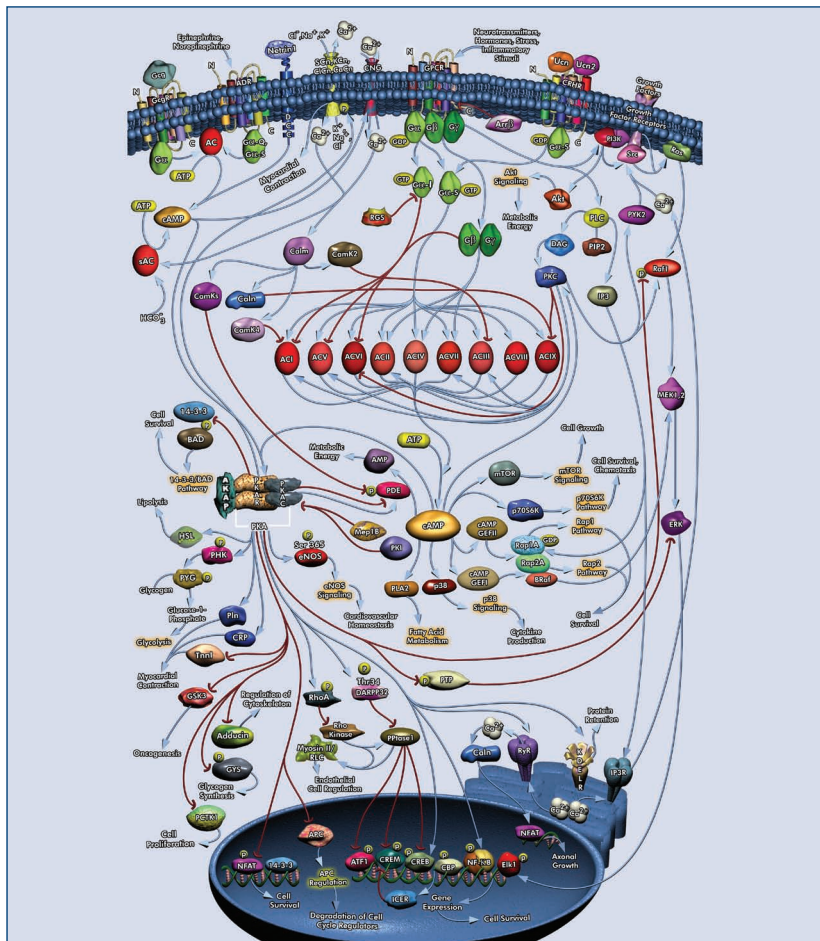
[CCS-010L](#)

[MAPK/JNK](#)

[CCS-011L](#)

[NFκB](#)

[CCS-013L](#)



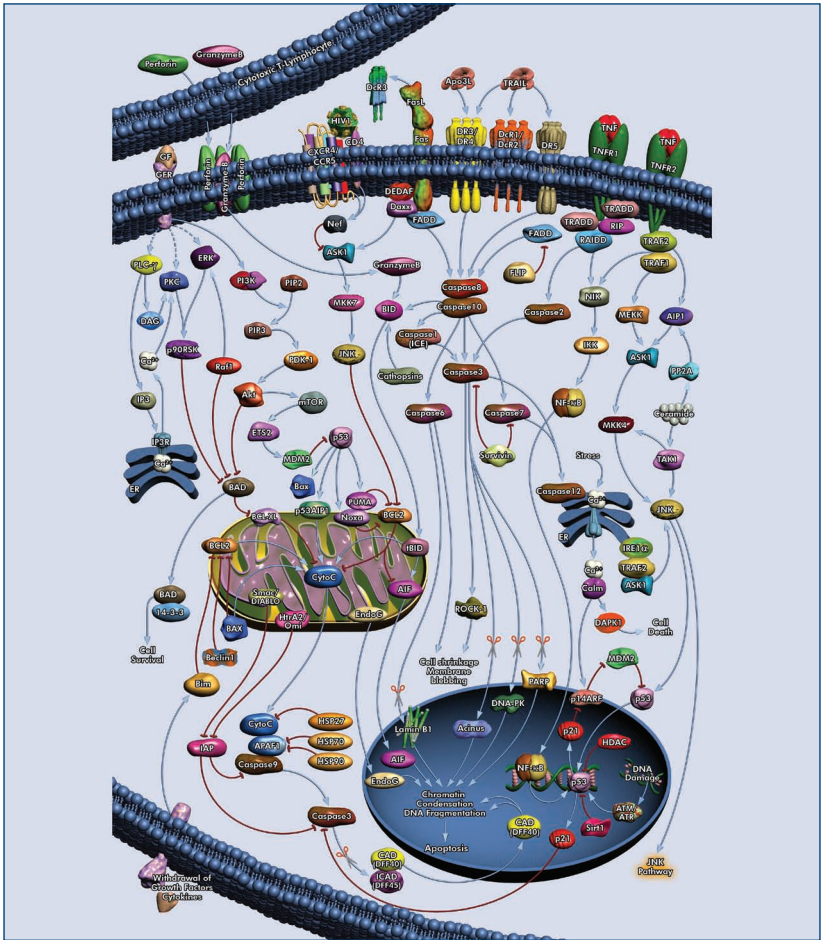
► Related products

RT² Profiler PCR Arrays

cAMP/Ca²⁺ Signaling PathwayFinder	PAHS-066
p53 Signaling Pathway	PAHS-027
Synaptic Plasticity	PAHS-126
MAP Kinase Signaling Pathway	PAHS-061

Signal Reporter Assay Kits

cAMP/PKA	CCS-002L
Amino Acid Deprivation	CCS-5034L
PKC/Ca²⁺	CCS-015L
MAPK/ERK	CCS-010L



► Related products

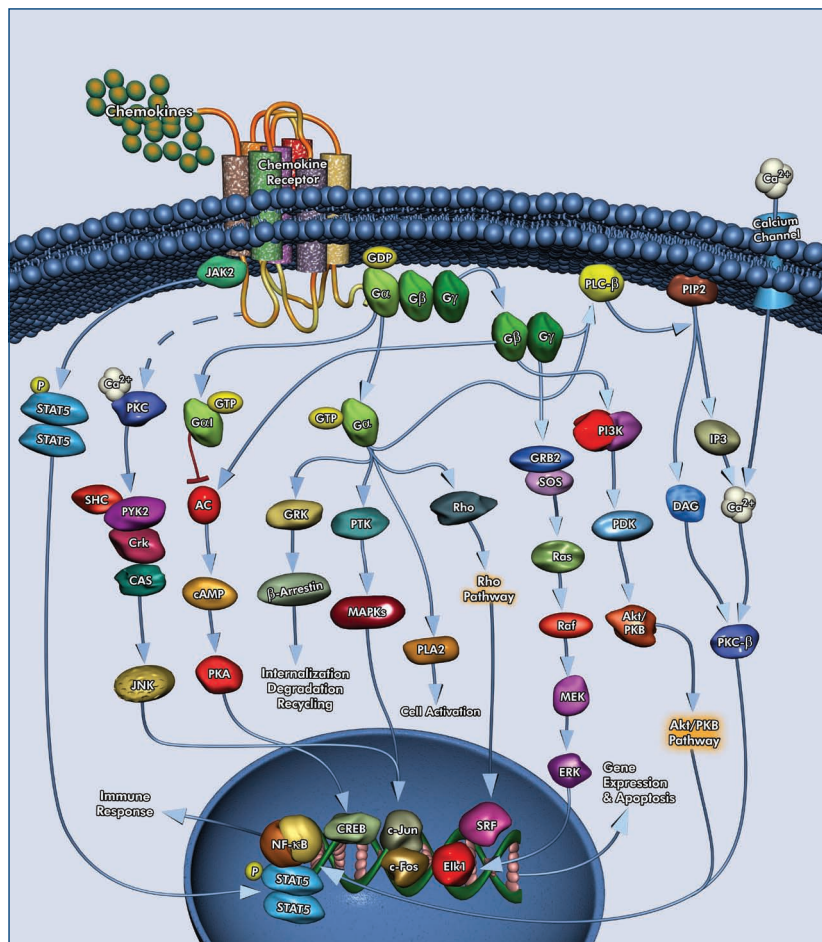
RT² Profiler PCR Arrays

Apoptosis	PAHS-012
p53 Signaling Pathway	PAHS-027
DNA Damage Signaling Pathway	PAHS-029
Autophagy	PAHS-084

Signal Reporter Assay Kits

p53/DNA Damage	CCS-004L
Cell Cycle	CCS-003L
ATF6	CCS-9031L
PI3K/Akt	CCS-1022L

Chemokine Signaling



► Related products

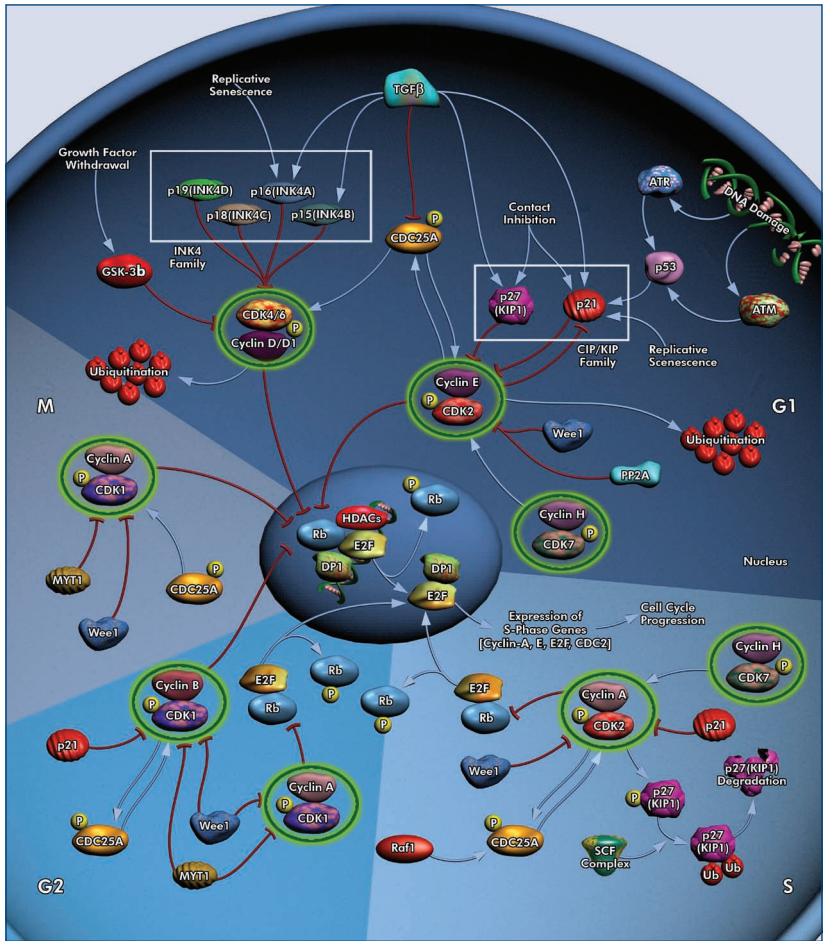
RT² Profiler PCR Arrays

Chemokines & Receptors	PAHS-022
NFκB Signaling Pathway	PAHS-025
TollLike Receptor Signaling Pathway	PAHS-018
MAP Kinase Signaling Pathway	PAHS-061

Signal Reporter Assay Kits

NFκB	CCS-013L
MAPK/JNK	CCS-011L
MAPK/ERK	CCS-010L
Type I Interferon	CCS-008L

Cyclins and Cell Cycle Regulation



► Related products

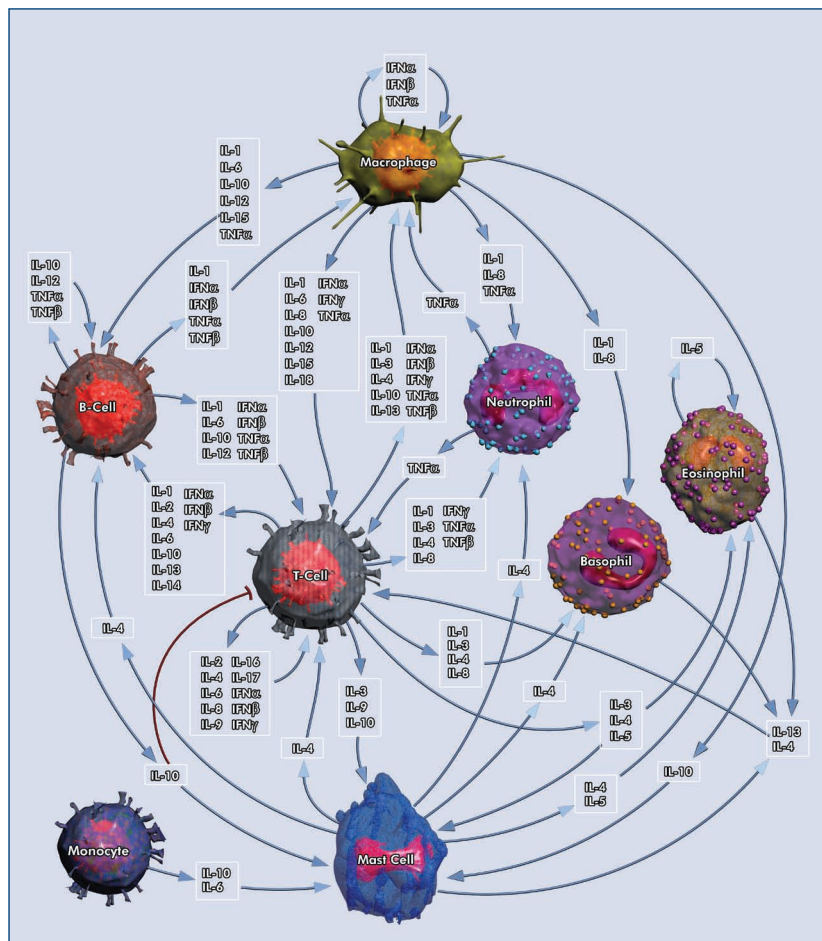
RT² Profiler PCR Arrays

Cell Cycle	PAHS-020
p53 Signaling Pathway	PAHS-027
DNA Damage Signaling Pathway	PAHS-029
Cellular Senescence	PAHS-050

Signal Reporter Assay Kits

Cell Cycle	CCS-003L
p53/DNA Damage	CCS-004L
PI3K/Akt	CCS-1022L
Wnt	CCS-018L

Cytokine Network



► Related products

RT² Profiler PCR Arrays

[Common Cytokines](#)

[PAHS-021](#)

[Chemokines & Receptors](#)

[PAHS-022](#)

[Th17 for Autoimmunity and Inflammation](#)

[PAHS-073](#)

[Interferon \$\alpha\$, \$\beta\$ Response](#)

[PAHS-016](#)

Signal Reporter Assay Kits

[Interferon \$\gamma\$](#)

[CCS-009L](#)

[STAT3](#)

[CCS-9028L](#)

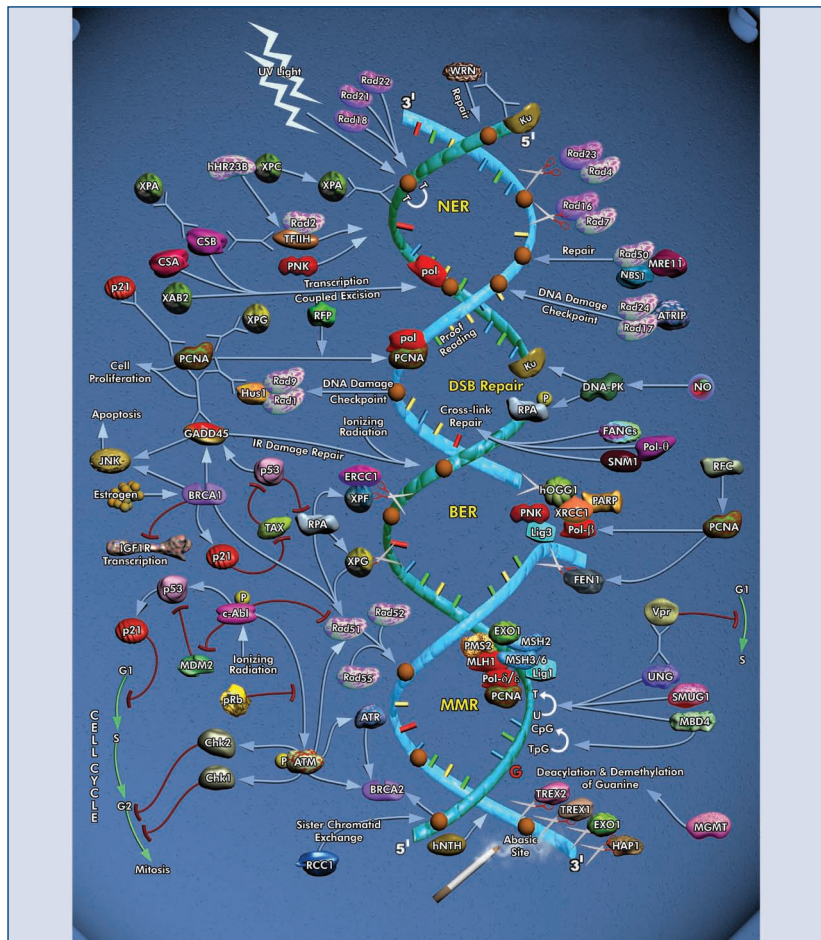
[Interferon Regulation](#)

[CCS-7040L](#)

[Type I Interferon](#)

[CCS-008L](#)

DNA Repair Mechanisms



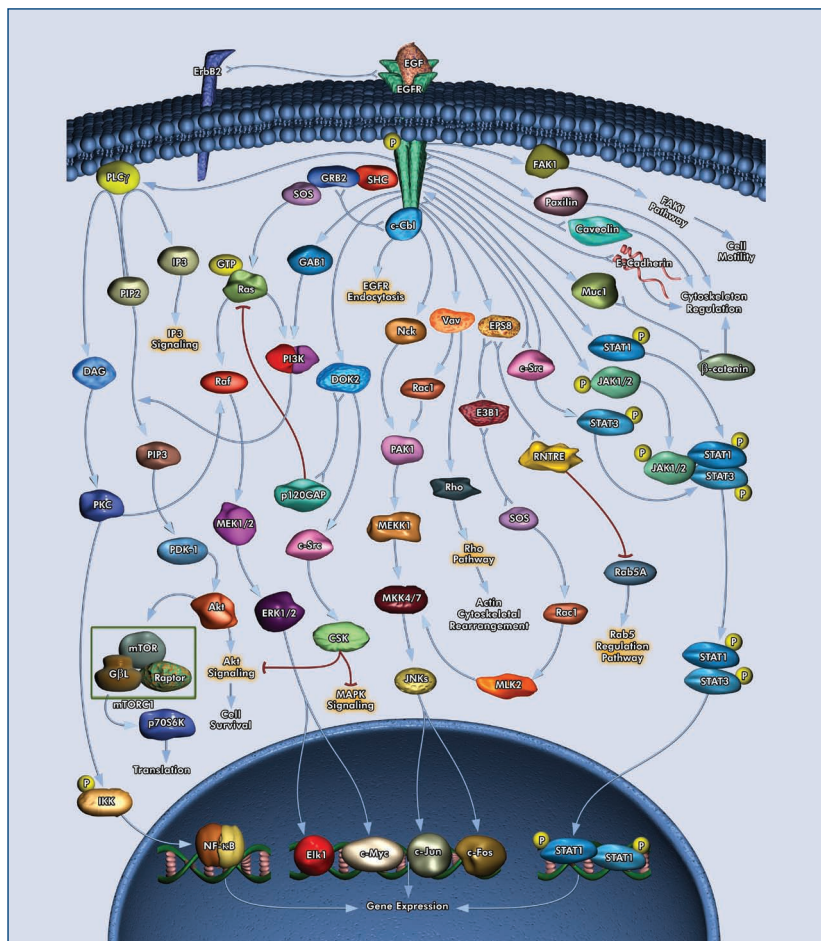
► Related products

RT² Profiler PCR Arrays

DNA Repair	PAHS-042
DNA Damage Signaling Pathway	PAHS-029
Telomeres and Telomerase	PAHS-010
qBiomarker Somatic Mutation	SMH-###

Signal Reporter Assay Kits

Cell Cycle	CCS-003L
p53/DNA Damage	CCS-004L
Hedgehog	CCS-6030L
Amino Acid Deprivation	CCS-5034L



► Related products

RT² Profiler PCR Arrays

[EGF/PDGF Signaling Pathway](#)

[PAHS-040](#)

[Growth Factors](#)

[PAHS-041](#)

[PI3K-Akt Signaling Pathway](#)

[PAHS-058](#)

[EGFR qBiomarker Somatic Mutation](#)

[SMH-001](#)

Signal Reporter Assay Kits

[PI3K/Akt](#)

[CCS-1022L](#)

[MAPK/ERK](#)

[CCS-010L](#)

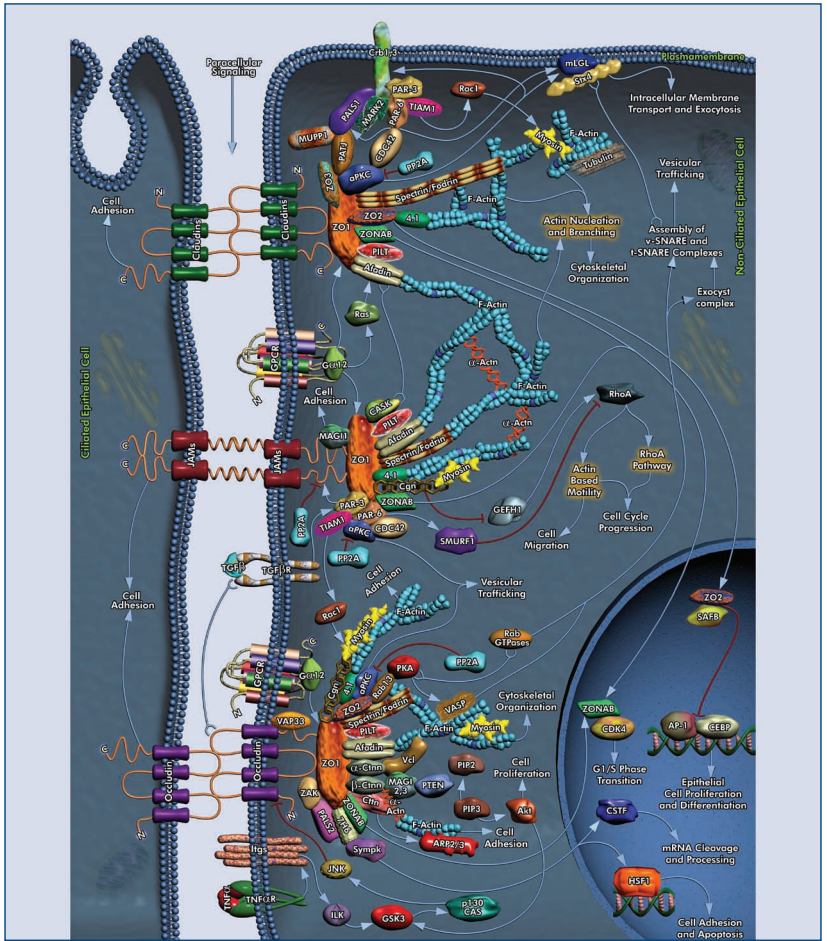
[MAPK/JNK](#)

[CCS-011L](#)

[Estrogen Receptor](#)

[CCS-005L](#)

Epithelial Tight Junctions



► Related products

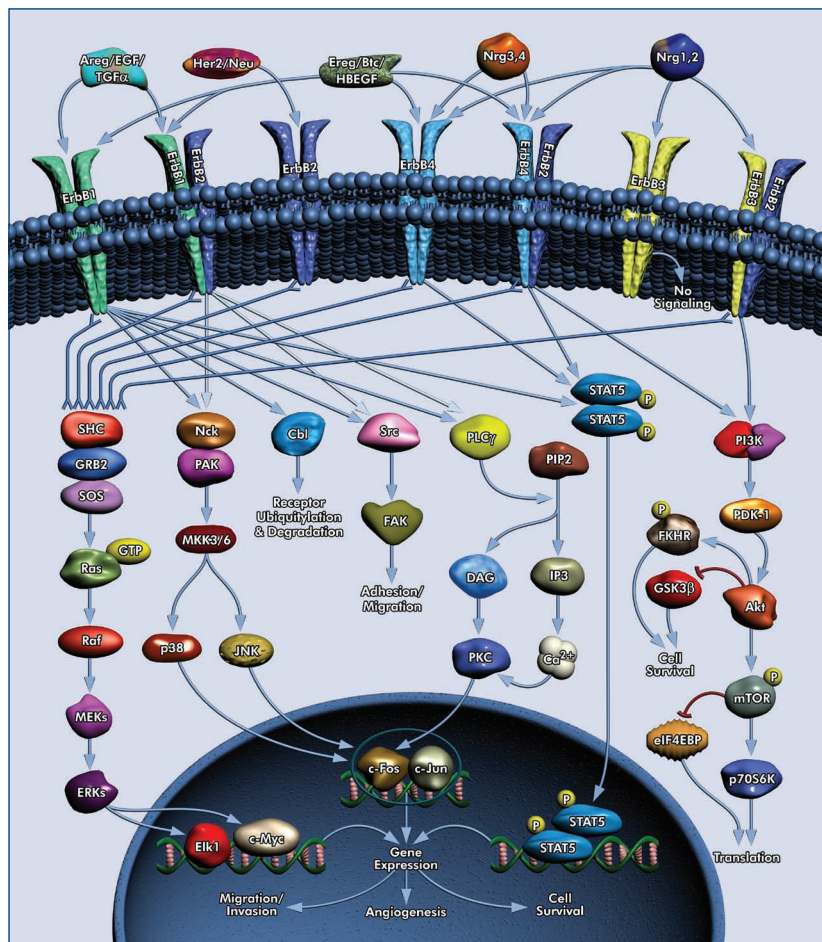
RT² Profiler PCR Arrays

Epithelial to Mesenchymal Transition	PAHS-090
Endothelial Cell Biology	PAHS-015
Primary Cilia	PAHS-127
Amino Acid Metabolism II	PAHS-130

Signal Reporter Assay Kits

PKC/Ca²⁺	CCS-015L
MAPK/ERK	CCS-010L
SP1	CCS-6027L
MAPK/JNK	CCS-004L

ErbB Family



► Related products

RT² Profiler PCR Arrays

[EGF/PDGF Signaling Pathway](#)

[PAHS-040](#)

[PI3K-Akt Signaling Pathway](#)

[PAHS-058](#)

[Breast Cancer](#)

[PAHS-131](#)

[ErbB2 qBiomarker Somatic Mutation](#)

[SMH-002](#)

Signal Reporter Assay Kits

[Estrogen Receptor](#)

[CCS-005L](#)

[Progesterone](#)

[CCS-6043L](#)

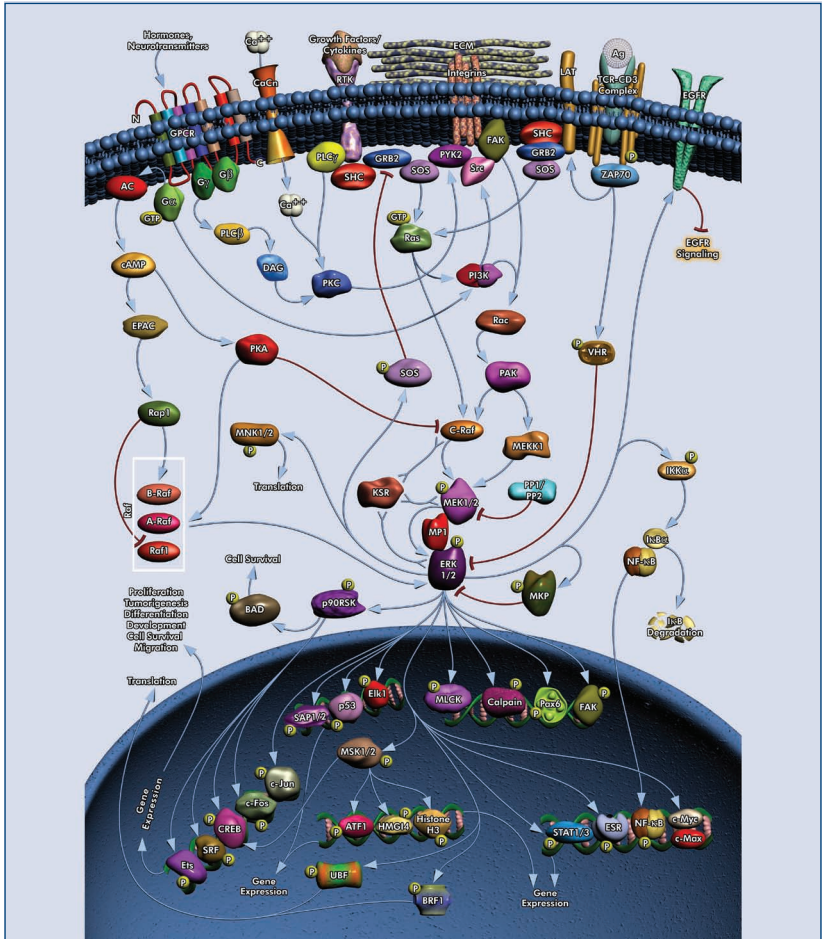
[PI3K/Akt](#)

[CCS-1022L](#)

[MAPK/ERK](#)

[CCS-010L](#)

ERK Signaling



► Related products

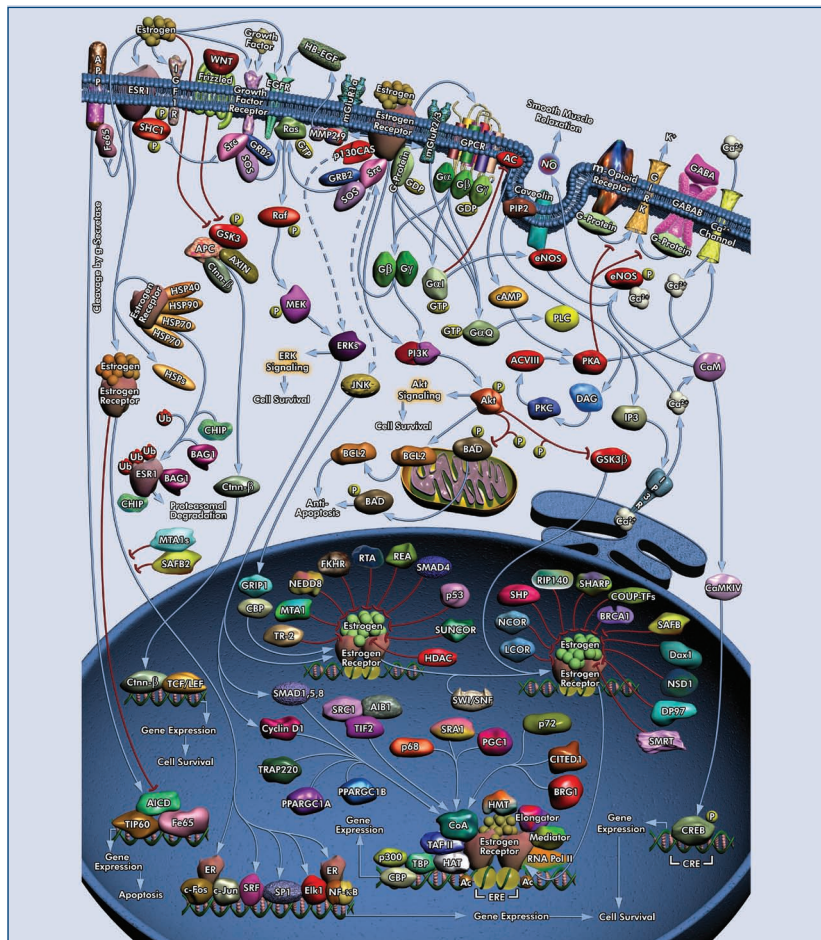
RT² Profiler PCR Arrays

[MAP Kinase Signaling Pathway](#)
[PI3K-Akt Signaling Pathway](#)
[EGF/PDGF Signaling Pathway](#)
[NFκB Signaling Pathway](#)

[PAHS-061](#)
[PAHS-058](#)
[PAHS-040](#)
[PAHS-025](#)

Signal Reporter Assay Kits

[MAPK/ERK](#) [CCS-010L](#)
[MAPK/JNK](#) [CCS-011L](#)
[PI3K/Akt](#) [CCS-1022L](#)
[NFκB](#) [CCS-013L](#)



► Related products

RT² Profiler PCR Arrays

[Breast Cancer and ER Signaling](#)

[PAHS-005](#)

[Breast Cancer](#)

[PAHS-131](#)

[Nuclear Receptors and Coregulators](#)

[PAHS-056](#)

[EGF/PDGF Signaling Pathway](#)

[PAHS-040](#)

Signal Reporter Assay Kits

[Estrogen Receptor](#)

[CCS-005L](#)

[Progesterone](#)

[CCS-6043L](#)

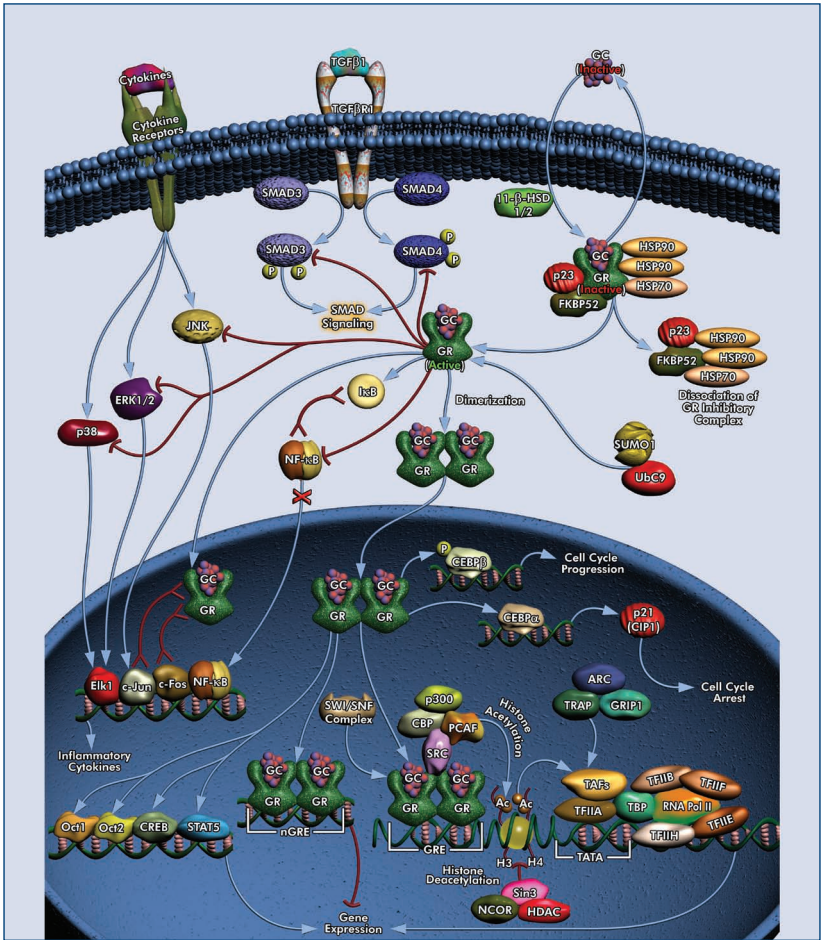
[Androgen](#)

[CCS-1019L](#)

[C/EBP](#)

[CCS-001L](#)

Glucocorticoid Receptor Signaling



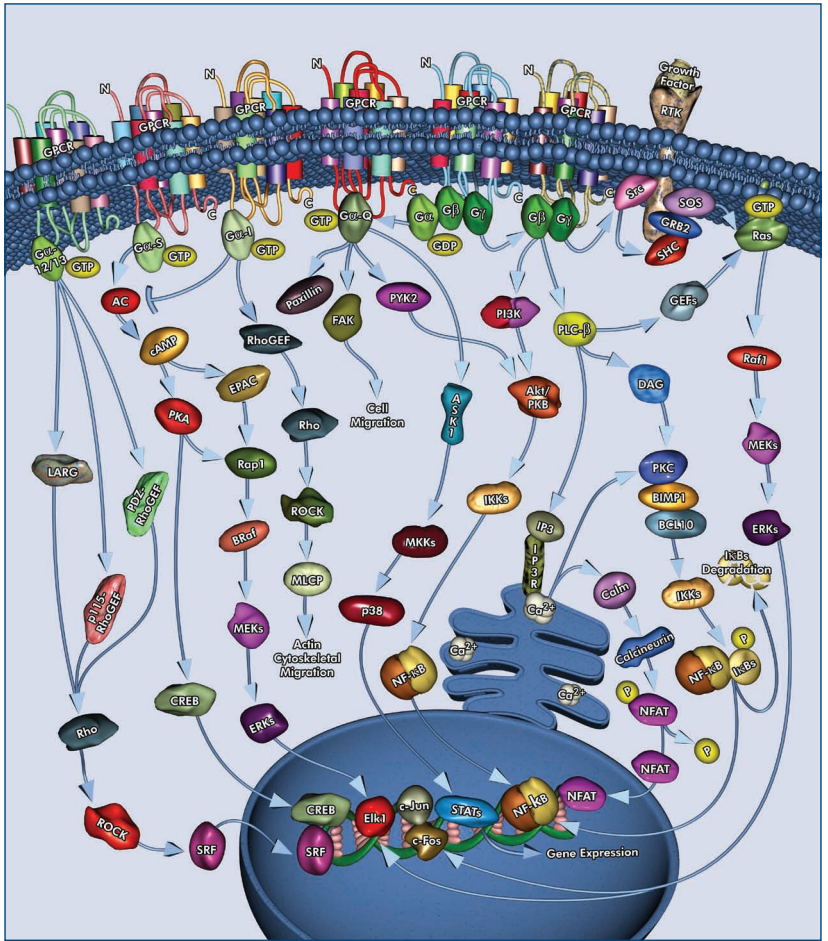
► Related products

RT² Profiler PCR Arrays

Inflammatory Cytokines and Receptors	PAHS-011
Nuclear Receptors and Coregulators	PAHS-056
Neutrophins & Receptors	PAHS-031
Stress Response to Cellular Damage	PAHS-019

Signal Reporter Assay Kits

Glucocorticoid Receptor	CCS-006L
C/EBP	CCS-001L
VDRE	CCS-2029L
Androgen	CCS-1019L



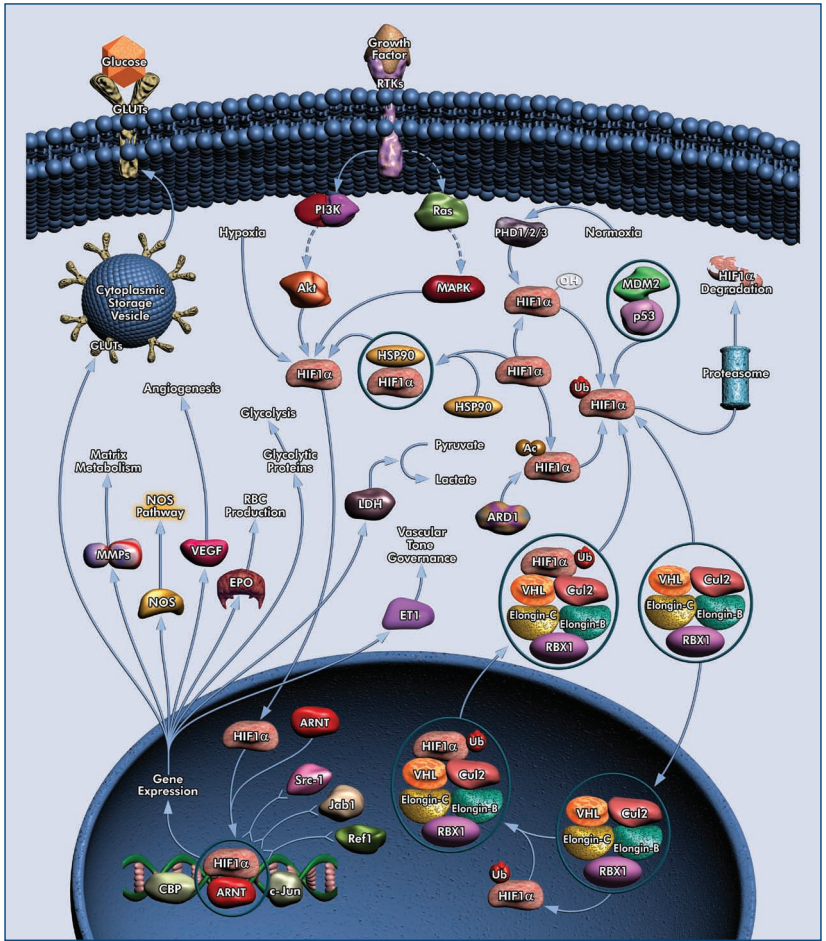
► Related products

RT² Profiler PCR Arrays

GPCR Signaling PathwayFinder	PAHS-071
Hedgehog Signaling Pathway	PAHS-078
Primary Cilia	PAHS-127
Neurotransmitter Receptors & Regulators	PAHS-060

Signal Reporter Assay Kits

cAMP/PKA	CCS-002L
Hedgehog	CCS-6030L
PKC/Ca²⁺	CCS-015L
Wnt	CCS-018L



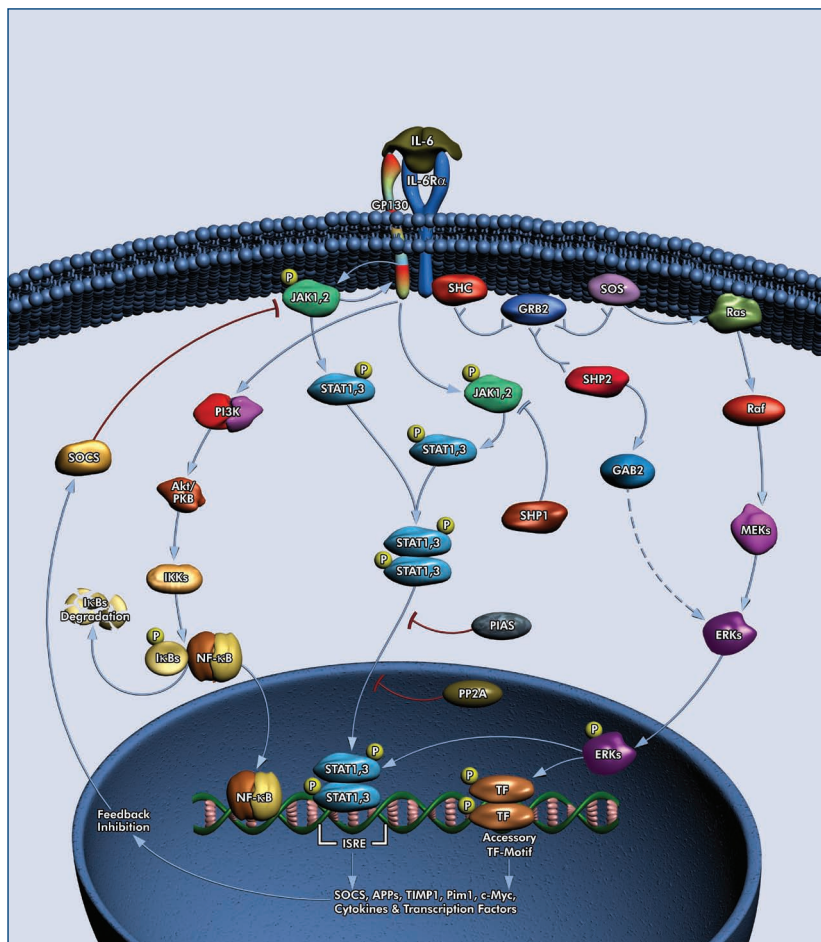
► Related products

RT² Profiler PCR Arrays

Hypoxia Signaling Pathway	PAHS-032
VEGF Signaling	PAHS-091
Angiogenic Growth Factors and Inhibitors	PAHS-072
Angiogenesis	PAHS-024

Signal Reporter Assay Kits

Hypoxia	CCS-007L
ATF6	CCS-9031L
Amino Acid Deprivation	CCS-5034L
PKC/Akt	CCS-1022L



► Related products

RT² Profiler PCR Arrays

[TNF Ligands and Receptors](#)

[PAHS-063](#)

[Th17 for Autoimmunity and Inflammation](#)

[PAHS-073](#)

[Chemokines and Receptors](#)

[PAHS-022](#)

[Common Cytokines](#)

[PAHS-021](#)

Signal Reporter Assay Kits

[STAT3](#)

[CCS-9028L](#)

[NFκB](#)

[CCS-013L](#)

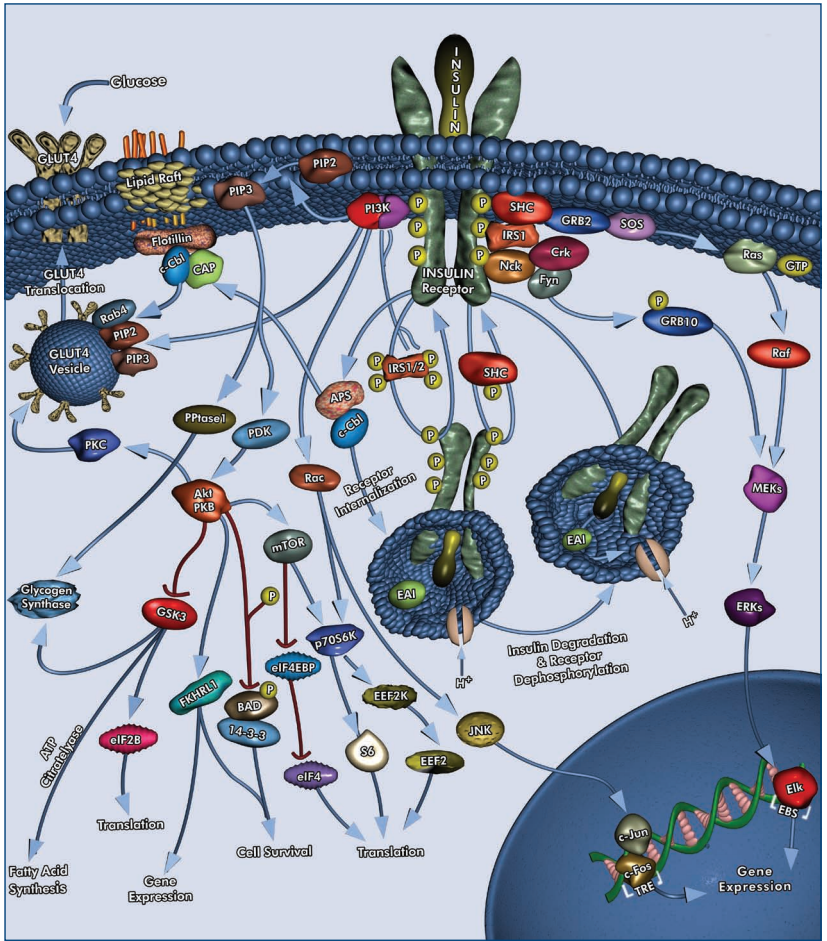
[Interferon γ](#)

[CCS-009L](#)

[Interferon Regulation](#)

[CCS-7040L](#)

Insulin Receptor



► Related products

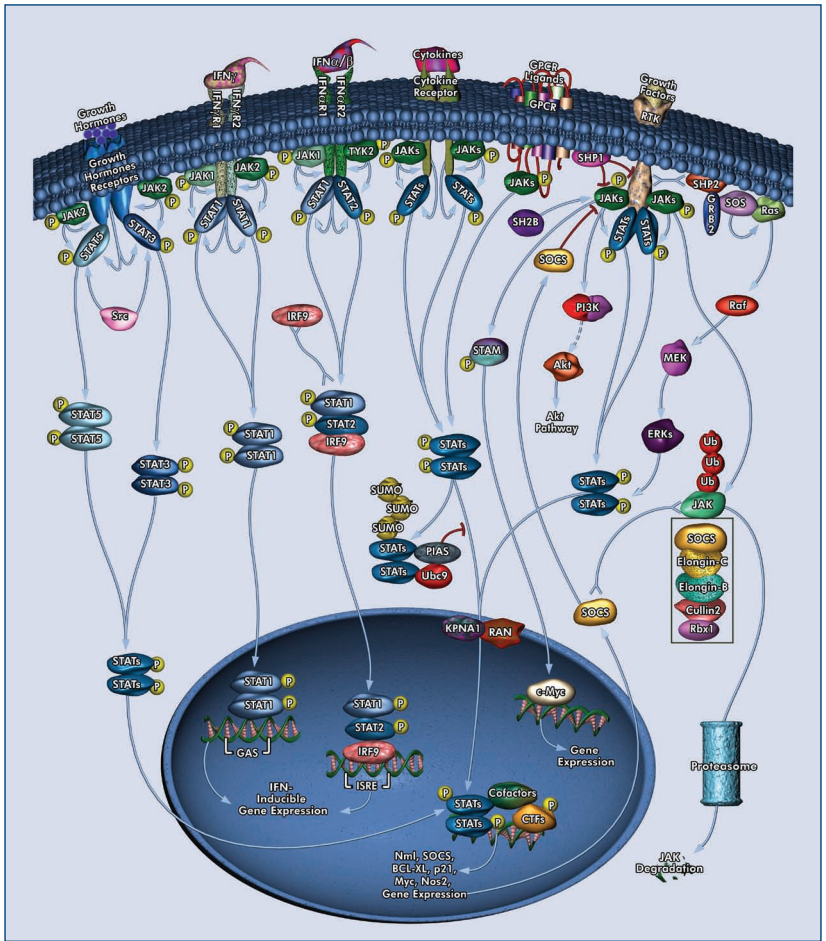
RT² Profiler PCR Arrays

[Insulin Signaling Pathway](#)
[Adipogenesis](#)
[Notch Signaling Pathway](#)
[Alzheimer's Disease](#)

[PAHS-030](#)
[PAHS-049](#)
[PAHS-059](#)
[PAHS-056](#)

Signal Reporter Assay Kits

[PI3K/Akt](#) [CCS-1022L](#)
[PPAR](#) [CCS-3026L](#)
[MAPK/ERK](#) [CCS-010L](#)
[MAPK/JNK](#) [CCS-011L](#)



► Related products

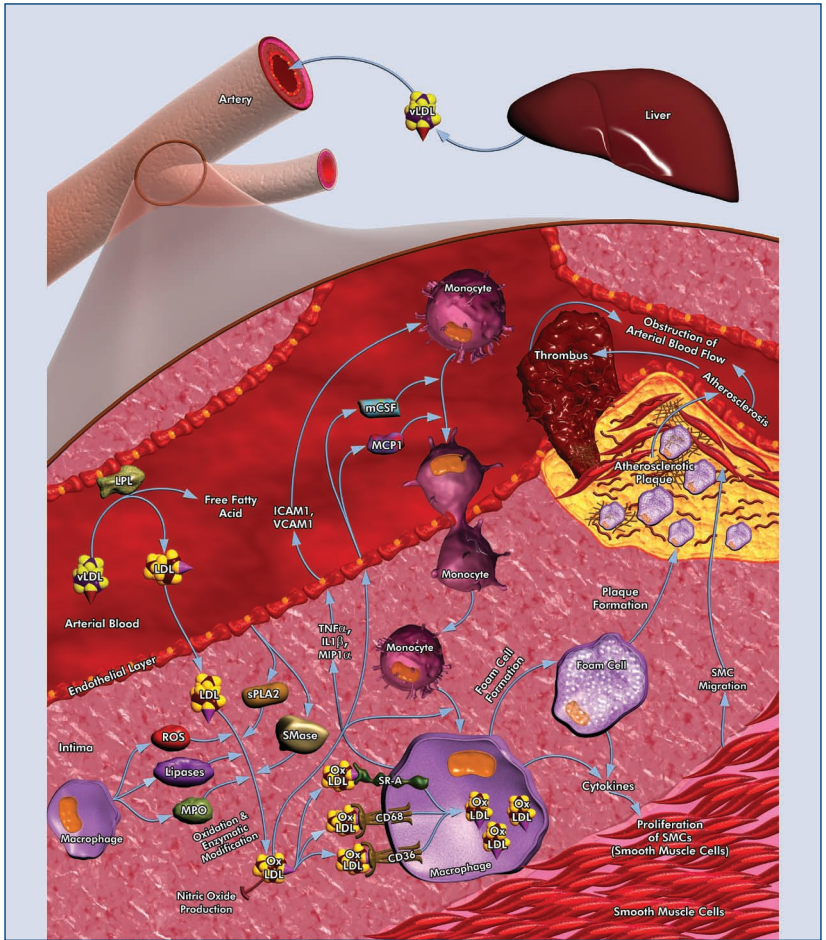
RT² Profiler PCR Arrays

JAK/STAT Signaling Pathway	PAHS-039
Th17 for Autoimmunity and Inflammation	PAHS-073
Interferon α, β Response	PAHS-016
Stem Cell Transcription Factors	PAHS-501

Signal Reporter Assay Kits

Type I Interferon	CCS-008L
Interferon g	CCS-009L
STAT3	CCS-9028L
Interferon Regulation	CCS-7040L

LDL Oxidation in Atherosclerosis



► Related products

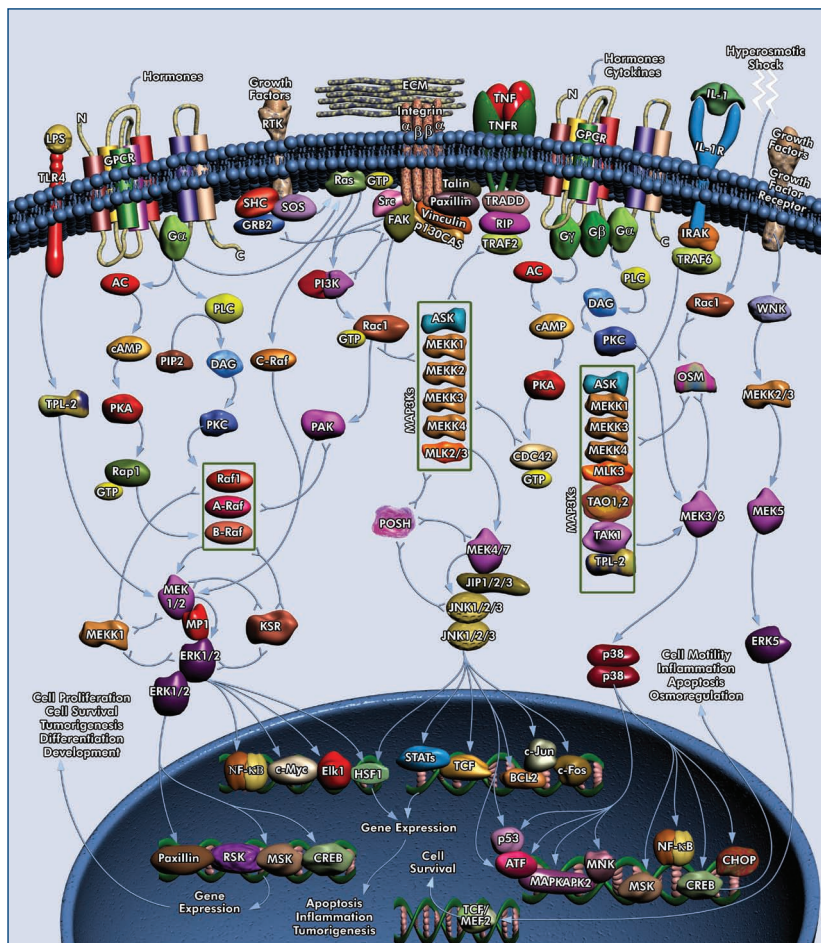
RT² Profiler PCR Arrays

Atherosclerosis	PAHS-038
Lipoprotein and Cholesterol Signaling	PAHS-080
Endothelial Cell Biology	PAHS-015
Diabetes	PAHS-023

Signal Reporter Assay Kits

Liver X Receptor	CCS-004L
PPAR	CCS-3026L
Hepatocyte NF	CCS-3039L
NFκB	CCS-013L

MAP Kinase Signaling



► Related products

RT² Profiler PCR Arrays

[MAP Kinase Signaling Pathway](#)

[PAHS-061](#)

[PI3K-Akt Signaling Pathway](#)

[PAHS-058](#)

[NF \$\kappa\$ B Signaling Pathway](#)

[PAHS-025](#)

[Signal Transduction PathwayFinder](#)

[PAHS-014](#)

Signal Reporter Assay Kits

[MAPK/JNK](#)

[CCS-011L](#)

[MAPK/ERK](#)


[CCS-010L](#)

[PI3K/Akt](#)

[CCS-1022L](#)

[NF \$\kappa\$ B](#)

[CCS-013L](#)



► Related products

RT² Profiler PCR Arrays

[Cancer PathwayFinder](#)

[Epithelial to Mesenchymal Transition](#)

[EpiTect Methyl qPCR Arrays](#)

[qBiomarker Somatic Mutation](#)

[PAHS-033](#)

[PAHS-090](#)

[MeAH-###](#)

[SMH-###](#)

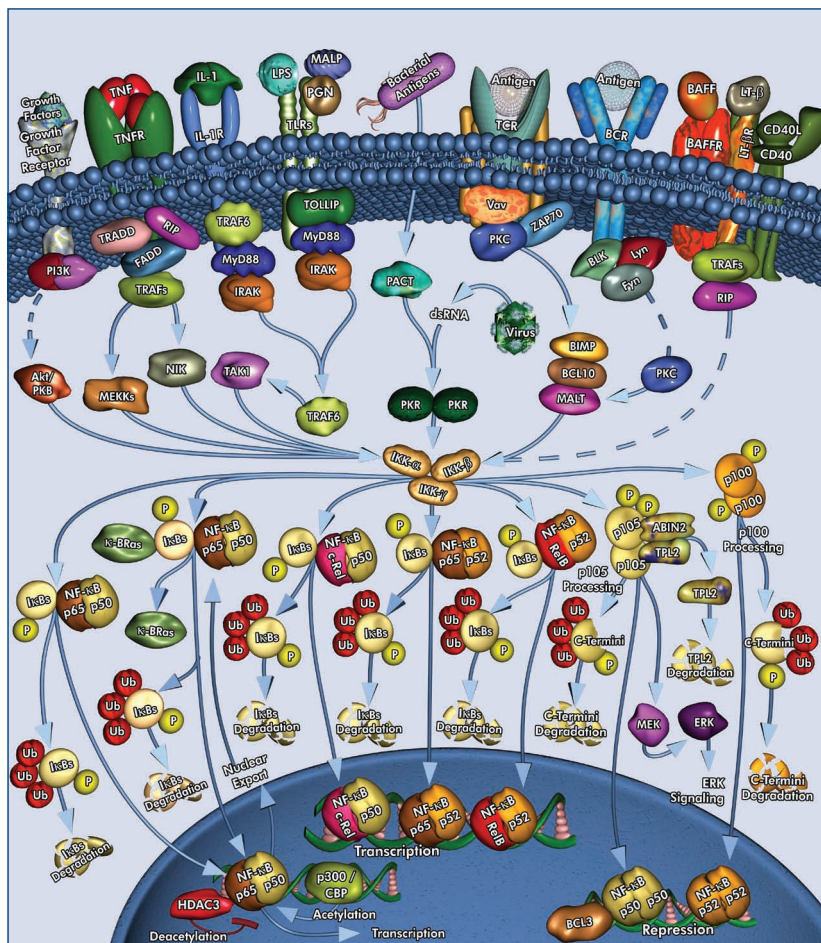
Signal Reporter Assay Kits

[p53](#) [CCS-004L](#)

[Cell Cycle](#) [CCS-003L](#)

[Wnt](#) [CCS-018L](#)

[Notch](#) [CCS-014L](#)



► Related products

RT² Profiler PCR Arrays

[NF \$\kappa\$ B Signaling Pathway](#)

[Toll-like Receptor Signaling Pathway](#)

[TNF Ligands and Receptors](#)

[MAP Kinase Signaling Pathway](#)

[PAHS-025](#)

[PAHS-018](#)

[PAHS-063](#)

[PAHS-061](#)

Signal Reporter Assay Kits

[NF \$\kappa\$ B](#)

[MAPK/JNK](#)

[MAPK/ERK](#)

[SP1](#)

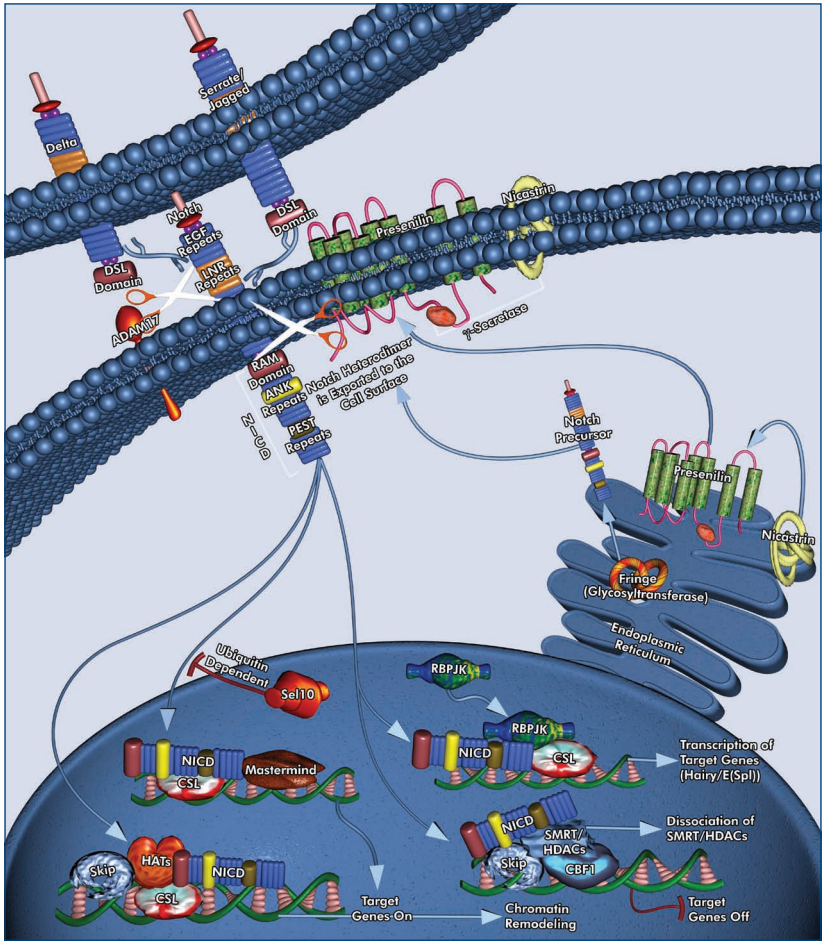
[CCS-013L](#)

[CCS-011L](#)

[CCS-010L](#)

[CCS-6027L](#)

Notch Signaling



► Related products

RT² Profiler PCR Arrays

[Notch Signaling Pathway](#)

[PAHS-059](#)

[Stem Cell Signaling](#)

[PAHS-047](#)

[Hedgehog Signaling Pathway](#)

[PAHS-078](#)

[WNT Signaling Pathway](#)

[PAHS-043](#)

Signal Reporter Assay Kits

[Notch](#)

[CCS-014L](#)

[Wnt](#)

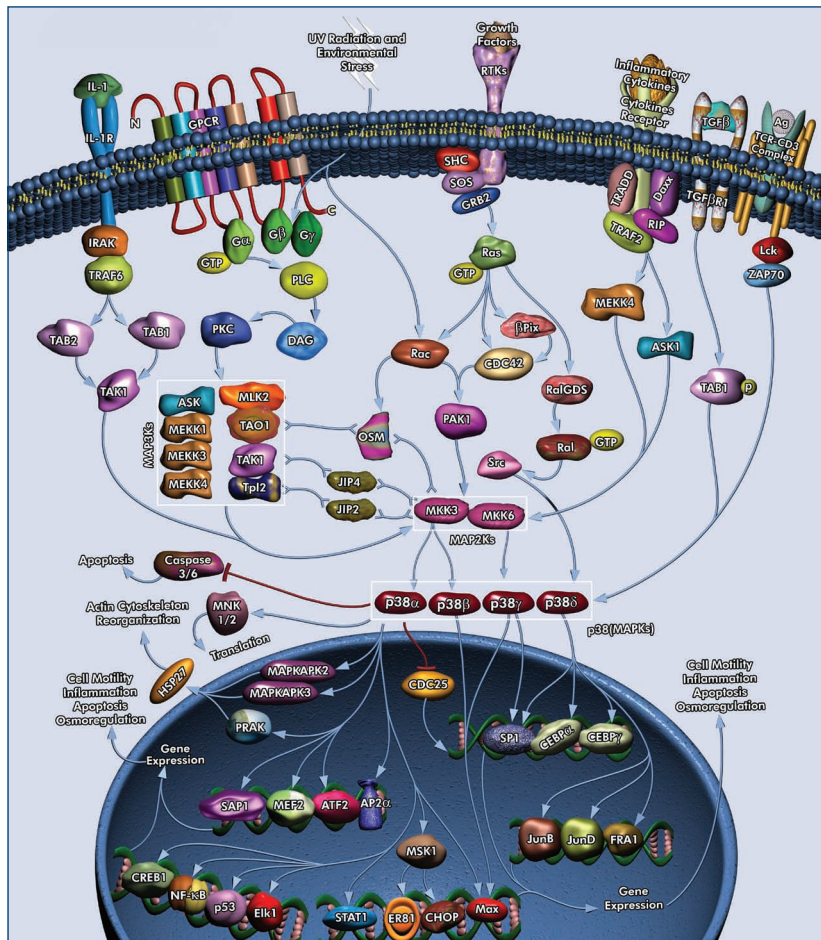
[CCS-018L](#)

[Hedgehog](#)

[CCS-6030L](#)

[EGFR](#)

[CCS-8021L](#)



▶ Related products

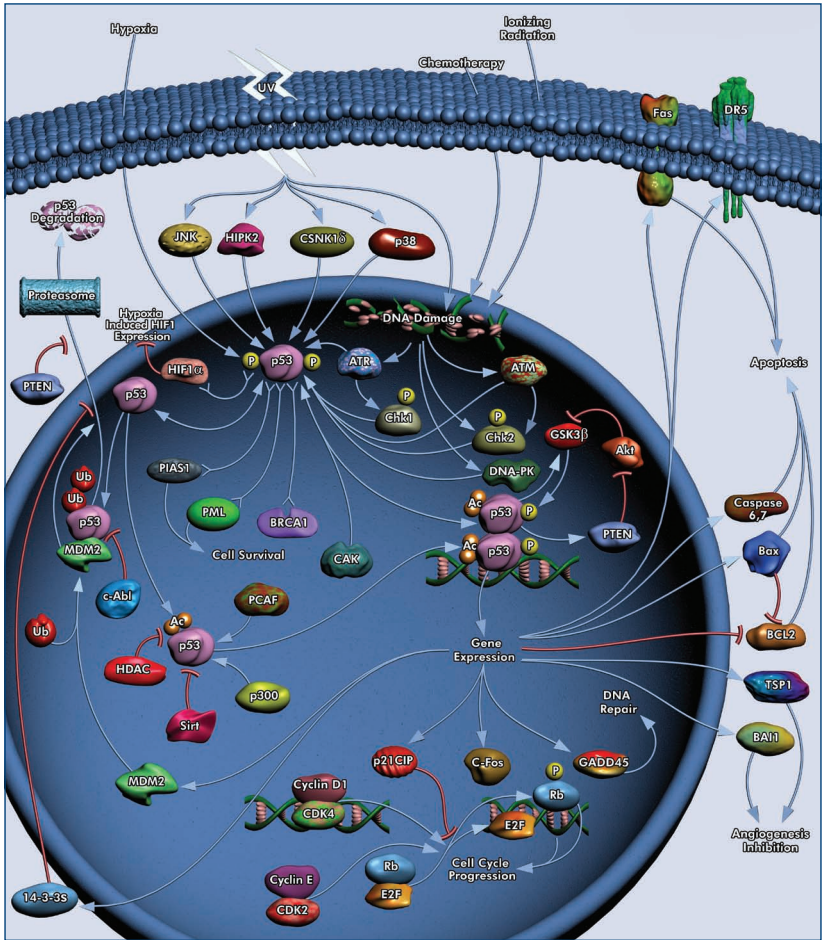
RT² Profiler PCR Arrays

MAP Kinase Signaling Pathway	PAHS-061
NFκB Signaling Pathway	PAHS-025
PI3K-Akt Signaling Pathway	PAHS-058
Toll-like Receptor Signaling Pathway	PAHS-018

Signal Reporter Assay Kits

MAPK/JNK	CCS-011L
MAPK/ERK	CCS-010L
Amino Acid Deprivation	CCS-5034L
NFκB	CCS-013L

p53 Signaling



► Related products

RT² Profiler PCR Arrays

[p53 Signaling Pathway](#)

[Cell Cycle](#)

[DNA Damage Signaling Pathway](#)

[qBiomarker Somatic Mutation](#)

[PAHS-027](#)

[PAHS-020](#)

[PAHS-029](#)

[SMH-###](#)

Signal Reporter Assay Kits

[p53/DNA Damage](#)

[Cell Cycle](#)

[SP1](#)

[Amino Acid Deprivation](#)

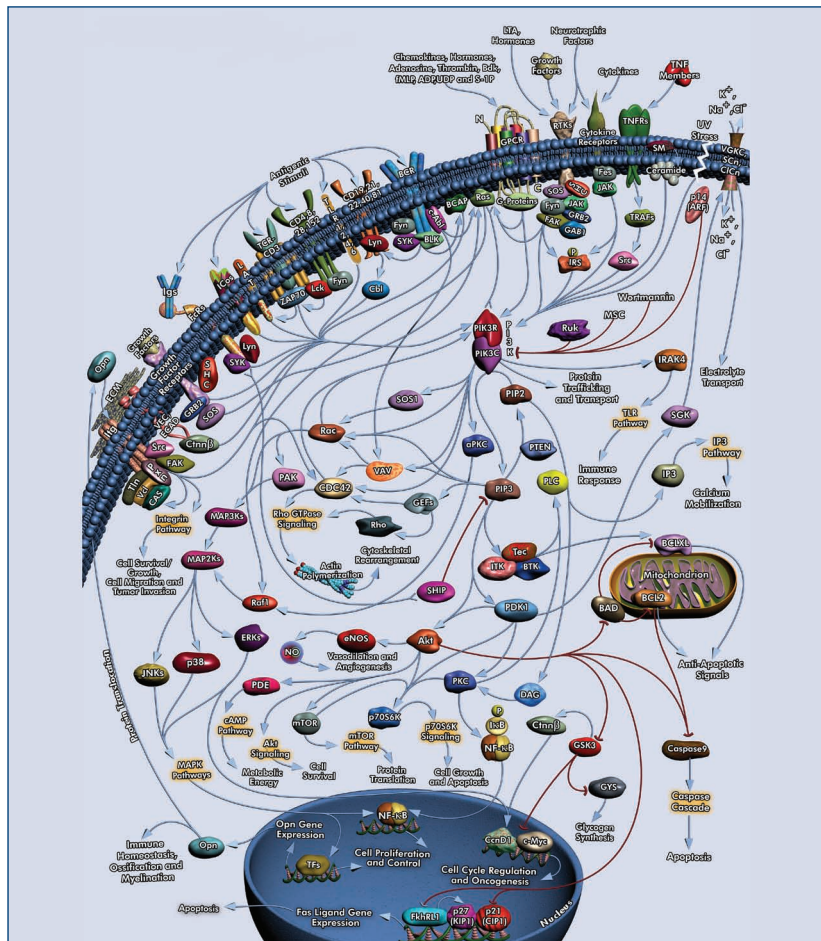
[CCS-004L](#)

[CCS-003L](#)

[CCS-6027L](#)

[CCS-5034L](#)

PI3K Signaling in B-Lymphocyte



► Related products

RT² Profiler PCR Arrays

[PI3K-Akt Signaling Pathway](#)

[PAHS-058](#)

[T-Cell and B-Cell Activation](#)

[PAHS-053](#)

[mTOR Signaling](#)

[PAHS-098](#)

[Dendritic and Antigen Presenting Cell](#)

[PAHS-406](#)

Signal Reporter Assay Kits

[PI3K/Akt](#)

[CCS-1022L](#)

[MAPK/ERK](#)

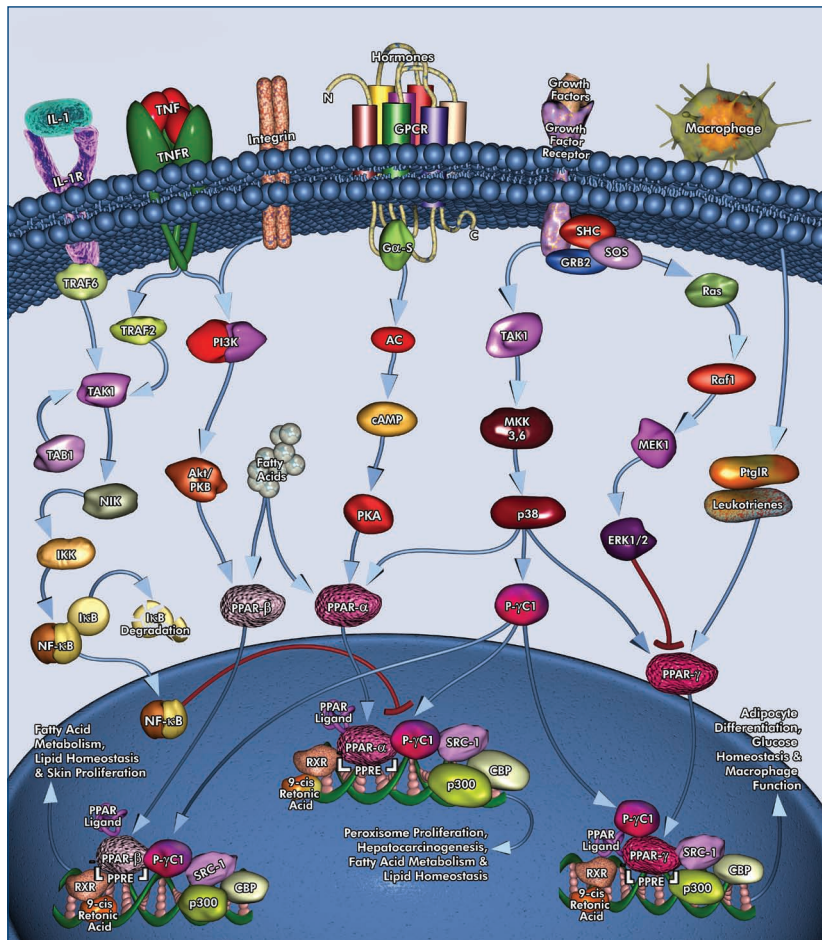
[CCS-010L](#)

[MAPK/JNK](#)

[CCS-011L](#)

[NFκB](#)

[CCS-013L](#)



► Related products

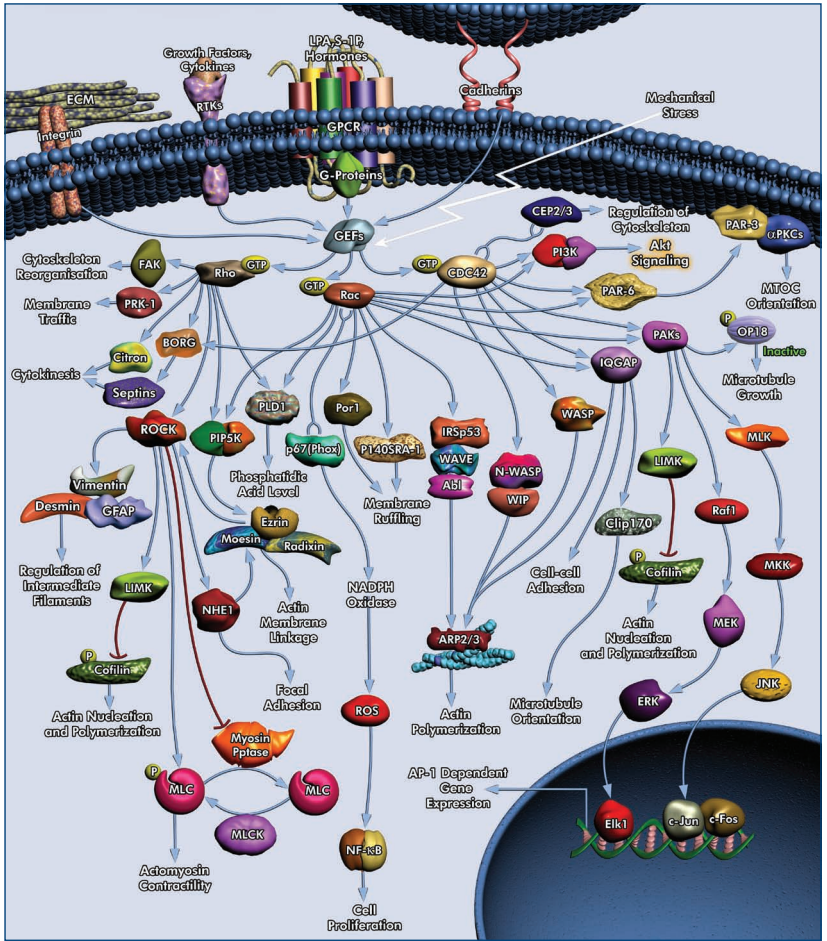
RT² Profiler PCR Arrays

Adipogenesis	PAHS-049
Nuclear Receptors and Coregulators	PAHS-056
Fatty Acid Metabolism	PAHS-007
Insulin Signaling Pathway	PAHS-030

Signal Reporter Assay Kits

PPAR	CCS-3026L
C/EBP	CCS-001L
Liver X Receptor	CCS-041L
Antioxidant Response	CCS-5020L

Rho Family GTPases



► Related products

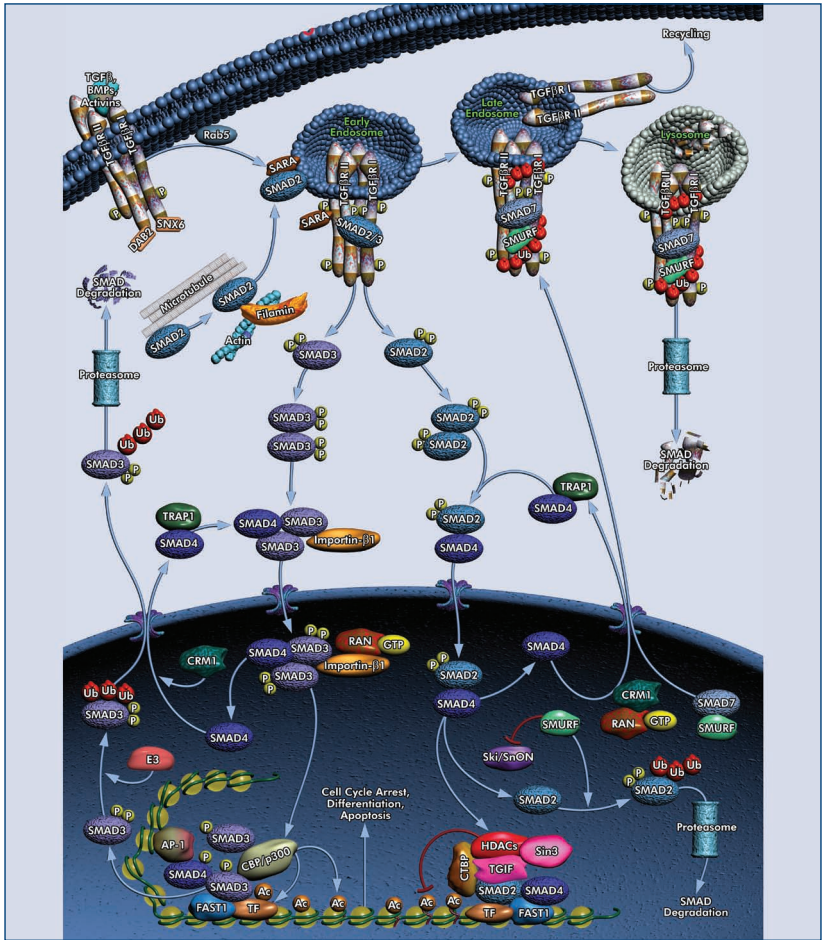
RT² Profiler PCR Arrays

Cell Motility	PAHS-128
Cytoskeleton Regulators	PAHS-088
Epithelial to Mesenchymal Transition	PAHS-090
PI3K-Akt Signaling Pathway	PAHS-058

Signal Reporter Assay Kits

PKC/Ca²⁺	CCS-015L
PI3K/Akt	CCS-1022L
MAPK/ERK	CCS-010L
MAPK/JNK	CCS-011L

SMAD Signaling Network



► Related products

RT² Profiler PCR Arrays

[TGFβ/BMP Signaling Pathway](#)

[PAHS-035](#)

[Epithelial to Mesenchymal Transition](#)

[PAHS-090](#)

[Stem Cell Signaling](#)

[PAHS-047](#)

[Growth Factors](#)

[PAHS-041](#)

Signal Reporter Assay Kits

[TGFβ](#)

[CCS-017L](#)

[Wnt](#)

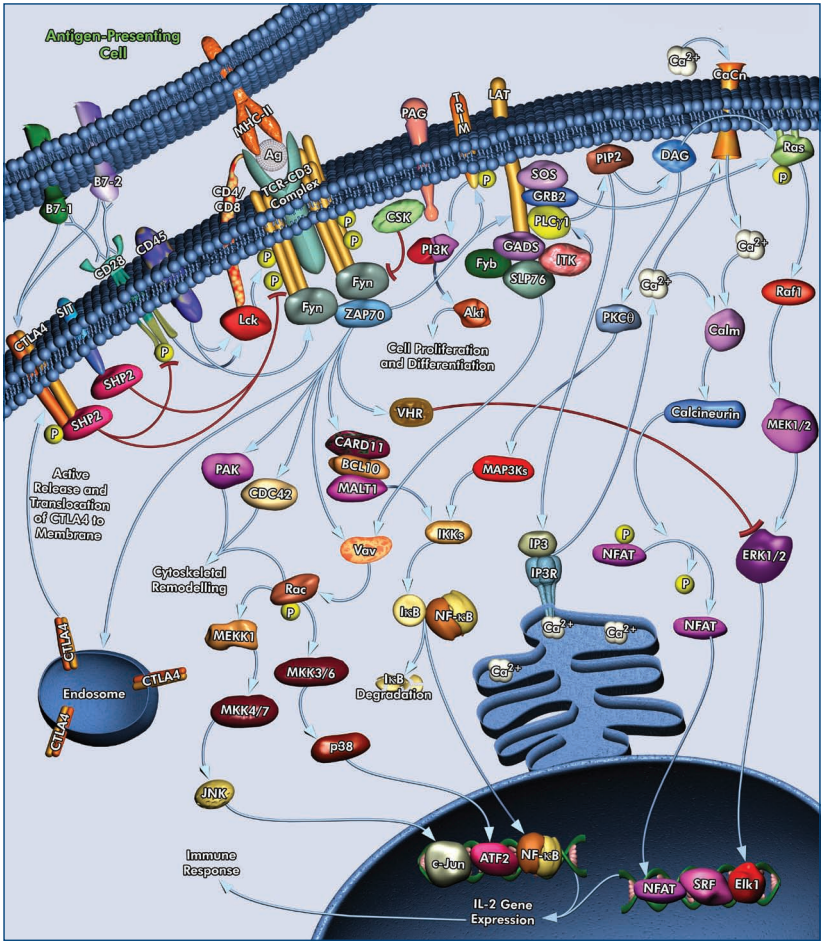
[CCS-018L](#)

[Interferon γ](#)

[CCS-009L](#)

[EGR1](#)

[CCS-802.1L](#)



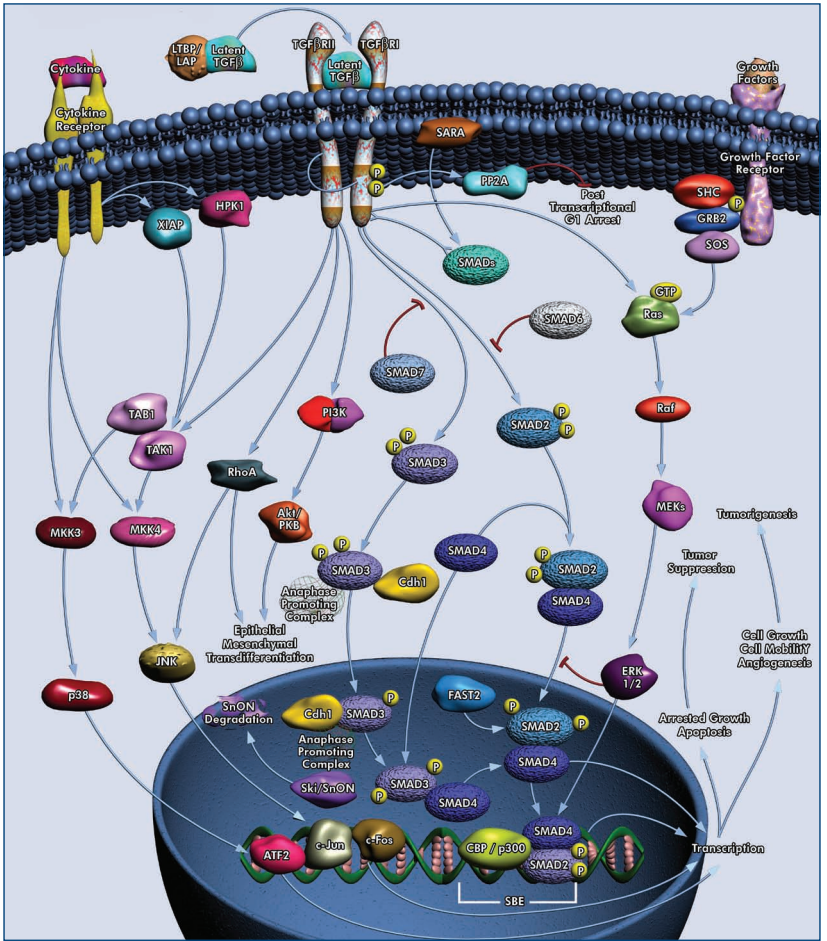
► Related products

RT² Profiler PCR Arrays

T-Cell Energy and Immune Tolerance	PAHS-074
T-Cell and B-Cell Activation	PAHS-053
Th17 for Autoimmunity and Inflammation	PAHS-073
Dendritic and Antigen Presenting Cell	PAHS-406

Signal Reporter Assay Kits

Interferon γ	CCS-009L
STAT3	CCS-9028L
Interferon Regulation	CCS-7040L
Notch	CCS-014L



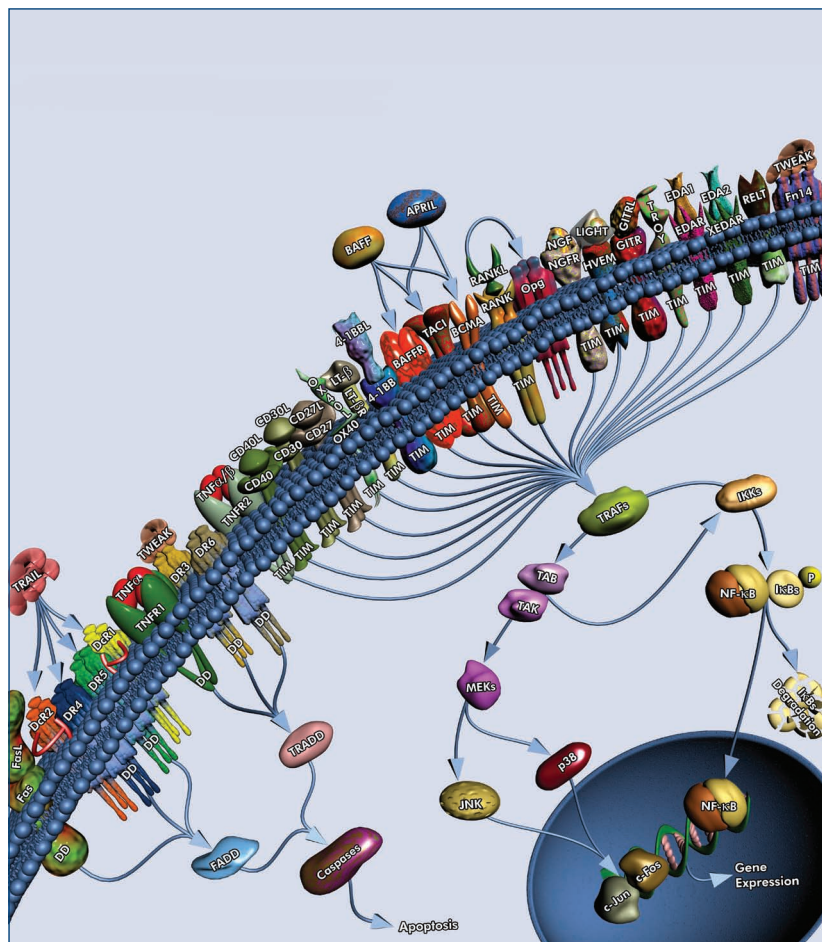
► Related products

RT² Profiler PCR Arrays

TGFβ/BMP Signaling Pathway	PAHS-035
Epithelial to Mesenchymal Transition	PAHS-090
Growth Factors	PAHS-041
Th17 for Autoimmunity and Inflammation	PAHS-073

Signal Reporter Assay Kits

TGFβ	CCS-017L
Wnt	CCS-018L
Interferon γ	CCS-009L
EGFR	CCS-802.1L



► Related products

RT² Profiler PCR Arrays

[TNF Ligands and Receptors](#)

[PAHS-063](#)

[NFκB Signaling Pathway](#)

[PAHS-025](#)

[Common Cytokines](#)

[PAHS-021](#)

[TollLike Receptor Signaling](#)

[PAHS-018](#)

Signal Reporter Assay Kits

[STAT3](#)

[CCS-9028L](#)

[NFκB](#)

[CCS-013L](#)

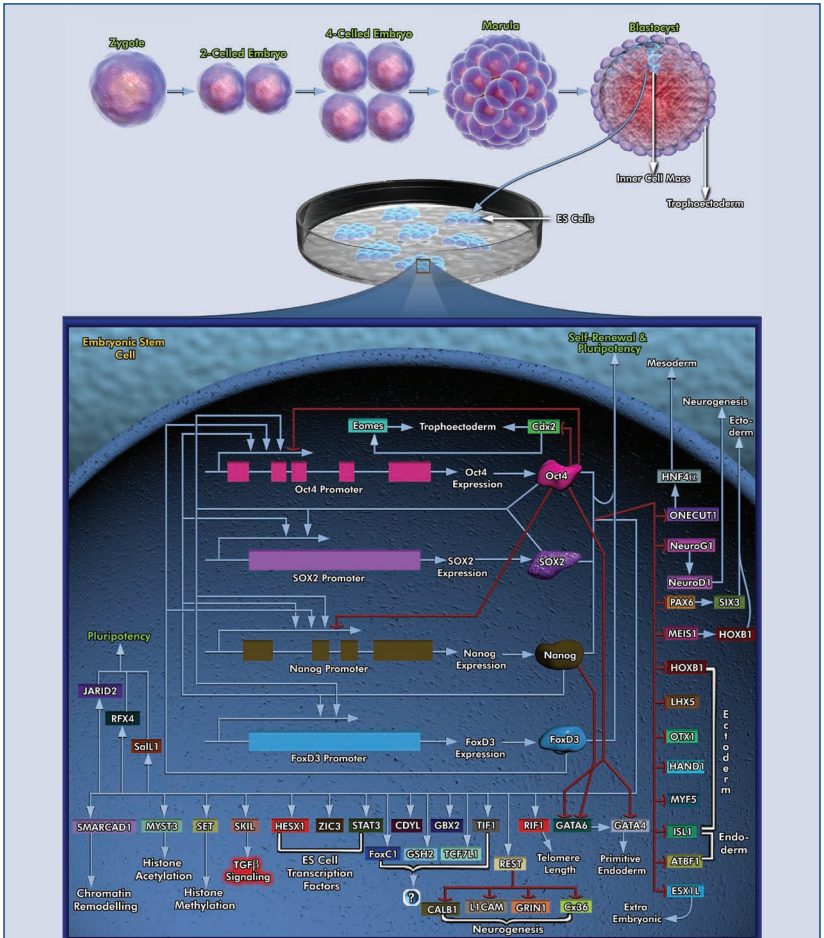
[Interferon γ](#)

[CCS-009L](#)

[Interferon Regulation](#)

[CCS-7040L](#)

Transcriptional Network in Embryonic Stem Cells



► Related products

RT² Profiler PCR Arrays

[Embryonic Stem Cells](#)

[PAHS-081](#)

[Stem Cell](#)

[PAHS-405](#)

[Terminal Differentiation Markers](#)

[PAHS-048](#)

[qBiomarker Screening and Validation](#)

[IPHS-###](#)

Signal Reporter Assay Kits

[Nanog](#)

[CCS-7037L](#)

[Oct4](#)

[CCS-025L](#)

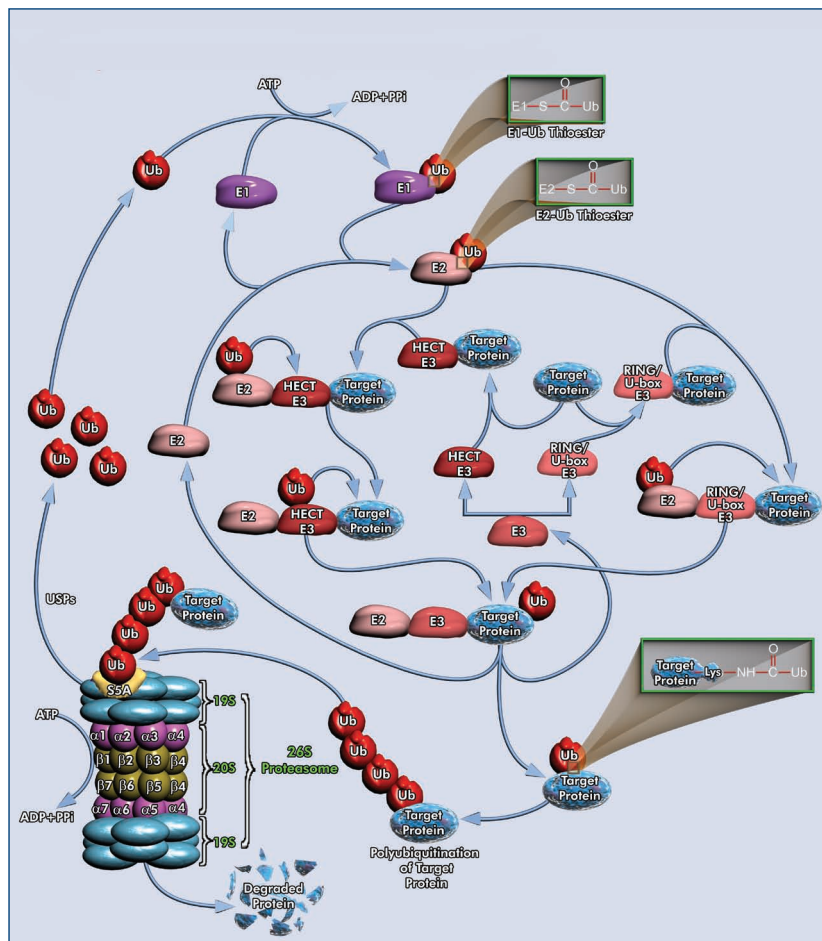
[Sox2](#)

[CCS-038L](#)

[KLF4](#)

[CCS-4036L](#)

Ubiquitin-Proteasome-dependent Proteolysis



► Related products

RT² Profiler PCR Arrays

[Ubiquitination \(Ubiquitynylation\)](#)

[Autophagy](#)

[Unfolded Protein Response](#)

[Chromatin Modification Enzymes](#)

[PAHS-079](#)

[PAHS-084](#)

[PAHS-089](#)

[PAHS-085](#)

Signal Reporter Assay Kits

[ATF6](#)

[Cell Cycle](#)

[ER Stress](#)

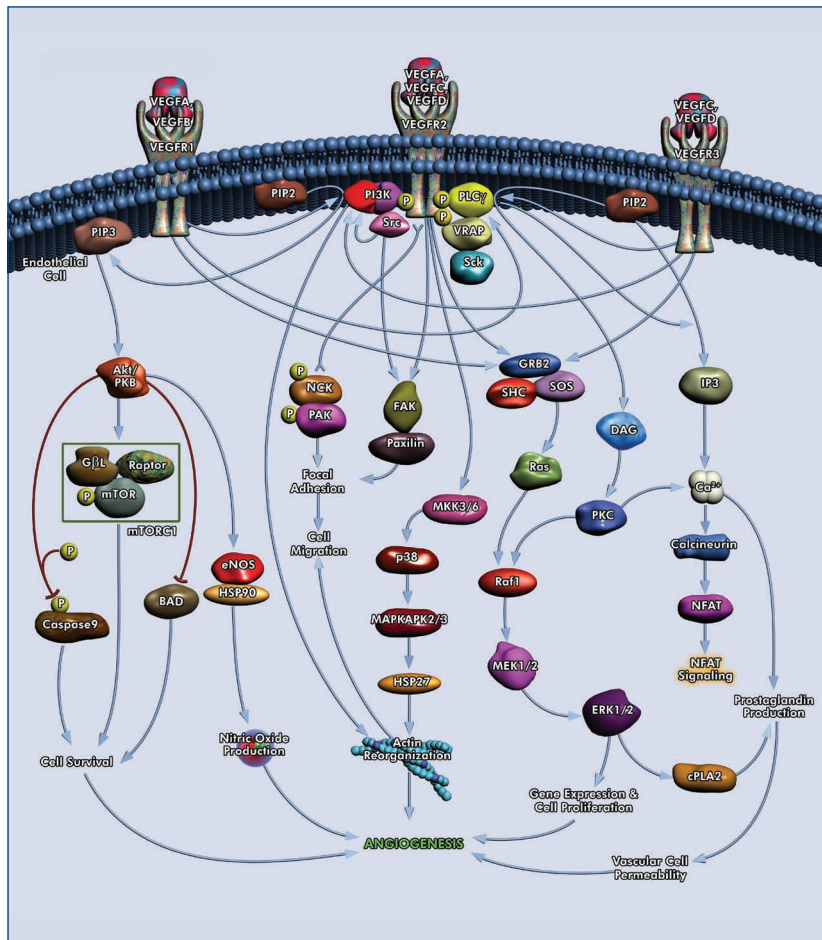
[Antioxidant Response](#)

[CCS-9031L](#)

[CCS-003L](#)

[CCS-2032L](#)

[CCS-5020L](#)



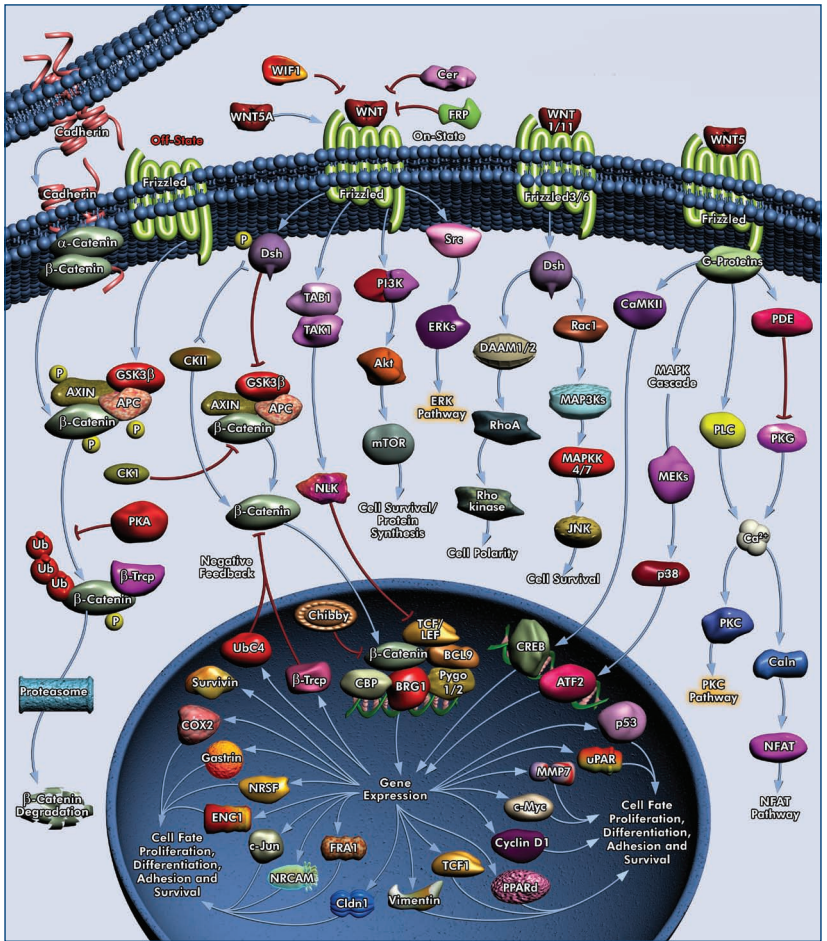
► Related products

RT² Profiler PCR Arrays

Angiogenic Growth Factors & Inhibitors	PAHS-072
VEGF Signaling	PAHS-091
Angiogenesis	PAHS-024
Growth Factors	PAHS-041

Signal Reporter Assay Kits

Hypoxia	CCS-007L
PI3K/Akt	CCS-1022L
TGfb	CCS-017L
SP1	CCS-6027L



▶ Related products

RT² Profiler PCR Arrays

[Wnt Signaling Pathway](#)

[PAHS-043](#)

[Hedgehog Signaling Pathway](#)

[PAHS-078](#)

[Stem Cell Signaling](#)

[PAHS-047](#)

[Notch Signaling Pathway](#)

[PAHS-059](#)

Signal Reporter Assay Kits

[Wnt](#)

[CCS-018L](#)

[Notch](#)

[CCS-014L](#)

[Hedgehog](#)

[CCS-6030L](#)

[TGfb](#)

[CCS-017L](#)

Top 60 RT² Profiler PCR Arrays

RT ² Profiler PCR Arrays	Cat. no.	RT ² Profiler PCR Arrays	Cat. no.
Angiogenesis	PAXX-024	Lipoprotein and Cholesterol Signaling	PAXX-080
Apoptosis	PAXX-012	MAP Kinase (MAPK) Signaling Pathway	PAXX-061
Atherosclerosis	PAXX-038	Mesenchymal Stem Cell	PAXX-082
Autophagy	PAXX-084	Mitochondria	PAXX-087
Breast Cancer and ER Signaling	PAXX-005	Mitochondrial Energy Metabolism	PAXX-008
Cancer Drug Resistance & Metabolism	PAXX-004	Neurogenesis and Neural Stem Cell	PAXX-404
Cancer PathwayFinder	PAXX-033	Neurotransmitter Receptors & Regulators	PAXX-060
Cell Cycle	PAXX-020	Neurotrophins and Receptors	PAXX-031
Common Cytokines	PAXX-022	NFκB Signaling Pathway	PAXX-025
Cytoskeleton Regulators	PAXX-021	Notch Signaling Pathway	PAXX-059
Dendritic and Antigen Presenting Cell	PAXX-088	Obesity	PAXX-017
Diabetes	PAXX-406	Oncogenes & Tumor Suppressor Genes	PAXX-502
DNA Damage Signaling Pathway	PAXX-029	Osteogenesis	PAXX-026
DNA Repair	PAXX-042	Oxidative Stress & Antioxidant Defense	PAXX-065
Embryonic Stem Cell	PAXX-047	p53 Signaling Pathway	PAXX-027
Endothelial Cell Biology	PAXX-015	PI3K-AKT Signaling Pathway	PAXX-058
Epigenetic Chromatin Mod Enzymes	PAXX-085	Signal Transduction PathwayFinder	PAXX-014
Epithelial to Mesenchymal Transition	PAXX-090	Stem Cell	PAXX-405
ECM and Adhesion Molecules	PAXX-013	Stress and Toxicity PathwayFinder	PAXX-003
Fibrosis	PAXX-020	T-Cell and B-Cell Activation	PAXX-053
Glucose Metabolism	PAXX-006	T-Cell Energy and Immune Tolerance	PAXX-074
Growth Factors	PAXX-041	TGFβ BMP Signaling Pathway	PAXX-035
Hedgehog Signaling Pathway	PAXX-078	Th17 for Autoimmunity & Inflammation	PAXX-073
Hypoxia Signaling Pathway	PAXX-032	Th1-Th2-Th3	PAXX-034
Inflammatory Cytokines and Receptors	PAXX-011	Toll-like Receptor Signaling Pathway	PAXX-018
Inflammatory Response & Autoimmunity	PAXX-077	Transcription Factors	PAXX-075
Innate & Adaptive Immune Responses	PAXX-052	Tumor Metastasis	PAXX-028
Insulin Signaling Pathway	PAXX-030	Unfolded Protein Response	PAXX-089
Interferon α, β Response	PAXX-016	VEGF Signaling	PAXX-091
JAK/STAT Signaling Pathway	PAXX-039	Wnt Signaling Pathway	PAXX-043

Signal Reporter Assay Kits

Pathway	Trxn. Factor	Pathway	Trxn. Factor
Amino Acid Deprivation	ATF4/3/2	MAPK/ERK	Elk-1/SRF
Androgen	Androgen	MAPK/JNK	AP-1
Antioxidant Response	Nrf2/1	MEF2	MEF2
ATF6	ATF6	c-Myc	Myc/Max
C/EBP	C/EBP	Nanog	Nanog
cAMP/PKA	CREB	NFκB	NFκB
Cell Cycle	E2F/DP1	Notch	RBP-Jκ
p53/DNA Damage	p53	Oct4	Oct4
EGR1	EGR1	Pax6	Pax6
ER Stress	CBF/NF-Y/YY1	PI3K/AKT	FOXO
Estrogen Receptor	ER	PKC/Ca²⁺	NFAT
GATA	GATA	PPAR	PPAR
Glucocorticoid Receptor	GR	Progesterone Receptor	PR
Heat Shock Response	HSF	Retinoic Acid Receptor	RAR
Heavy Metal Stress	MTF1	Retinoid X Receptor	RXR
Hedgehog	Gli	Sox2	Sox2
Hepatocyte Nuclear Factor 4	HNF4	SP1	SP1
Hypoxia	HIF-1	STAT3	STAT3
Interferon Regulatory Factor	IRF1	TGFβ	SMAD2/3/4
Type I Interferon α, β	STAT1/2	Vitamin D Receptor	VDR
Interferon γ	STAT1/1	Wnt	TCF/LEF
KLF4	KLF4	Xenobiotic	AhR
Liver X Receptor	LXRα		

Multi-Pathway Arrays	Multi-Pathway Arrays
Signal Transduction 45-Pathway	Nuclear Receptors 10-Pathway
Cancer 10-Pathway	Stress & Toxicity 10-Pathway
Immune Signaling 10-Pathway	Stem Cell & Differentiation 10-Pathway
Development 10-Pathway	

* (#XXXXXX) = SAP Number. (Note: The catalog numbers shown are incomplete. See page 3 for instruction.)



Use your smart phone to scan this QR code and access more pathway maps.

www.facebook.com/pathwaycentral

Australia = 1-800-243-800
Austria = 0800-281011
Belgium = 0800-79612
Brazil = 0800-557779
Canada = 800-572-9613
China = 800-988-0325
Denmark = 80-885945
Finland = 0800-914416
France = 01-60-920-926

Germany = 02103-29-12000
Hong Kong = 800 933 965
India = 1-800-102-4114
Ireland = 1800 555 049
Italy = 800 787980
Japan = 03-6890-7300
Korea (South) = 080-000-7145
Luxembourg = 8002 2076
Mexico = 01-800-7742-436

Netherlands = 0800-229592
Norway = 800-18859
Singapore = 1800-742-4368
Spain = 91-630-7050
Sweden = 020.790282
Switzerland = 055-254-22-11
UK = 01293-422-911
USA = 800-426-8157
www.qiagen.com

