


QIAsymphony® DSP Circulating DNA Kit Instructions for Use (Labware List)

Sample and eluate tubes/racks that can be used with the QIAsymphony DSP Circulating DNA Kit (192), and QIAsymphony DSP Circulating DNA Maxi Kit (192), the QIAsymphony DSP Circulating DNA Kit (96), and QIAsymphony SP instrument (software version 5.0 and higher; labware package SOW-516-9 or higher)

IVD

For In Vitro Diagnostic Use

For use with

		REF	Version
QIAsymphony DSP Circulating DNA Kit (192)	192	937556	V2
QIAsymphony DSP Circulating DNA Maxi Kit (192)	192	937566	V1
QIAsymphony DSP Circulating DNA Kit (96)	96	937555	V1



QIAGEN GmbH, QIAGEN Strasse 1, 40724 Hilden, GERMANY




R2 Labware List available electronically and can be found under the resource tab of the product page on www.qiagen.com.

General information

The QIAAsymphony DSP Circulating DNA Kit is intended for in vitro diagnostic use.

Important: Before using this Labware List, confirm that it is consistent with the labware package installed on your QIAAsymphony system.

Legend

-  Recommended: These tubes are for use in combination with this protocol.
-  User-defined: User is responsible for defining and/or validating as the user deems appropriate.
-  Not recommended: These tubes are not for use in combination with this protocol.

x/ Minimum sample volume (μL) required per sample per protocol (denoted by x)

Note: Be aware that other tubes are available that can be used in combination with other QIAAsymphony Kits but are not recommended for any protocols that can be used with this kit.

“Sample” drawer, tube carrier

Note: Ensure that you remove swabs before using tubes on the QIAAsymphony SP.

Supplier	Material	Example cat. no.	Name in touchscreen	Insert	Protocol					
					circDNA_1000_DSP_V2	circDNA_2000_DSP_V4	circDNA_4000_DSP_V4	circDNA_6000_DSP_V1	circDNA_8000_DSP_V1	circDNA_10000_DSP_V1
BD*	14 mL Falcon® polystyrene round-bottom tube 17 x 100 mm	352051	BD#352051 FalconPP 17 x 100	No insert needed	1400†	2400†	4500†	6600†	8600†	10,800†
Sarstedt	2 mL Micro tube, PP, NON-SKIRTED	72.693	SAR#72.693 T2.0 Screw	03, 3B	1200†					

* BD was the previous supplier of this tube, and Corning® Inc. is now the new supplier.

† Recommended sample volume in µL.

Note: Less sample volumes than listed result in “valid” flagging of samples with error code 140043 (Enable Less Sample mode). The Enable Less Sample mode has been designed to use all available liquid in combination with liquid-level detection and clot detection in case less volume than listed above has been detected during sample transfer (minimum volumes: 700 µL (Sarstedt 2mL tube) and 900 µL (BD 14 mL tube) for circDNA 1000; 1.4 mL for circDNA 2000, 3.6 mL for circDNA 4000, 5.9 mL for circDNA 6000, 7.8 mL for circDNA 8000, 9.9 mL for circDNA 10000). The less pipetted volumes (difference to 1.0 mL, 2.0 mL, 4.0 mL, 6.0 mL, 8.0mL, and 10.0 mL starting volume) are displayed in the result file for the affected samples.

Note: If less sample volume as required for the Enable Less Sample mode is available, samples will be flagged “invalid” (error code 140036 MinPresenceHandling). The parameter defines the sample volume that has to be detected by the QS instrument to start processing the sample. If less volume is detected, sample will be flagged invalid directly at the beginning of the run and the complete sample volume remains in the sample input tube for a potential repetition of the run after manual adjustment of the filling volume. “Not enough liquid available” is displayed in the result file for the affected samples.

“Sample” drawer, tube carrier (Proteinase K) slot A

The QIASymphony DSP Circulating DNA Kit contains ready-to-use Proteinase K solution.

Note: The tubes containing Proteinase K are placed in a tube carrier. The tube containing the Proteinase K must be placed preferentially on positions 1. When several tubes must be loaded, it must be placed on position 1, 2, and/or 3 in slot A of the “Sample” drawer.

Note: Preparation of Proteinase K volume according to the number of samples is described in the corresponding protocol sheet.

Supplier	Material	Example cat. no.	Category	Name in touchscreen	Sample adapter	Protocol					
						circDNA_1000_DSP_V2	circDNA_2000_DSP_V4	circDNA_4000_DSP_V4	circDNA_6000_DSP_V1	circDNA_8000_DSP_V1	circDNA_10000_DSP_V1
BD*	14 mL Falcon® polystyrene round-bottom tube 17 x 100 mm	352051	BD#352051 FalconPP 17 x 100	No insert needed	No adapter needed						

* BD was the previous supplier of this tube and Corning Inc. is now the new supplier.

“Eluate” drawer





						Protocol					
Supplier	Material	Example cat. no.	Category	Name in touchscreen	Adapter on Elution slots [†]	circDNA_1000_DSP_V2	circDNA_2000_DSP_V4	circDNA_4000_DSP_V4	circDNA_6000_DSP_V1	circDNA_8000_DSP_V1	circDNA_10000_DSP_V1
QIAGEN	Elution Microtubes CL 96	19588	Deep Well	QIA#19588* EMTR	Elution Microtube Rack QS, 96-wells, cat. no. 9020730 (cooling slot 1)						
Eppendorf®	1.5 mL Eppendorf LoBind Snap Cap Safe-Lock tube	0030108.051	Tube, 1.5 mL	EP#0030108.05 1* T1.5 Snap Cap	Micro Tube Snap Cap, 24-wells, cat. no. 9020731 (cooling slot 1) [†]						
Sarstedt®	1.5 mL Micro tube, PP, NON-SKIRTED	72607	Tube, 1.5 mL Adapter V2	SAR#72.607* T1.5 Screw	Micro Tube Screw Cap QS, 24-wells, cat. no. 9020674 (cooling slot 1)						

* Indicates labware that can be cooled using a cooling adapter with bar code.

[†] Adapter not automatically transferable and useable on QIA Symphony AS.

Symbols

The following symbols appear in the instructions for use or on the packaging and labeling:

Symbol	Symbol definition
	This product fulfills the requirements of the European Regulation 2017/746 for in vitro diagnostic medical devices.
	In vitro diagnostic medical device
	Catalog number
Rn	R is for revision of the Instructions for Use and n is the revision number
	Manufacturer

Revision history

Revision	Description
R1, June 2022	<p>Version 4, Revision 1</p> <ul style="list-style-type: none">● Update to version 2 for compliance to IVDR● Section “Sample” drawer, tube carrier: Note added for residual risk for use of FIX tubes
R1, January 2023	<p>Version 5, Revision 1</p> <ul style="list-style-type: none">● Update to add BioScript for 1 mL sample volume (circDNA_1000_DSP)● Update of circDNA 2000 DSP and circDNA 4000 DSP to (a) remove FIX tubes and (b) adapt Enable Less Sample with “valid” flag and error code 140043
R2, June 2024	<ul style="list-style-type: none">● Document version was removed from revision history● Added BioScript for 6 mL, 8 mL, and 10 mL sample volume (circDNA_6000_DSP, circDNA_8000_DSP, circDNA_10000_DSP) for use with the QIASymphony DSP Circulating DNA Kit (96) and QIASymphony DSP Circulating DNA Maxi Kit (192)● Update of circDNA_1000_DSP, circDNA 2000 DSP, and circDNA 4000 DSP to allow use with the QIASymphony DSP Circulating DNA Kit (96) and QIASymphony DSP Circulating DNA Kit (192)

For up-to-date licensing information and product-specific disclaimers, see the respective QIAGEN® kit handbook or user manual. QIAGEN kit handbooks and user manuals are available at www.qiagen.com or can be requested from QIAGEN Technical Services or your local distributor.

Trademarks: QIAGEN®, Sample to Insight®, QIASymphony®, (QIAGEN Group); BD® (Becton, Dickinson and Company); Corning®, Falcon® (Corning, Inc.); Eppendorf® (Eppendorf AG); Sarstedt® (Sarstedt AG and Co.). Registered names, trademarks, etc. used in this document, even when not specifically marked as such, are not to be considered unprotected by law.

06/2024 HB-3034-L03-001 © 2024 QIAGEN, all rights reserved.